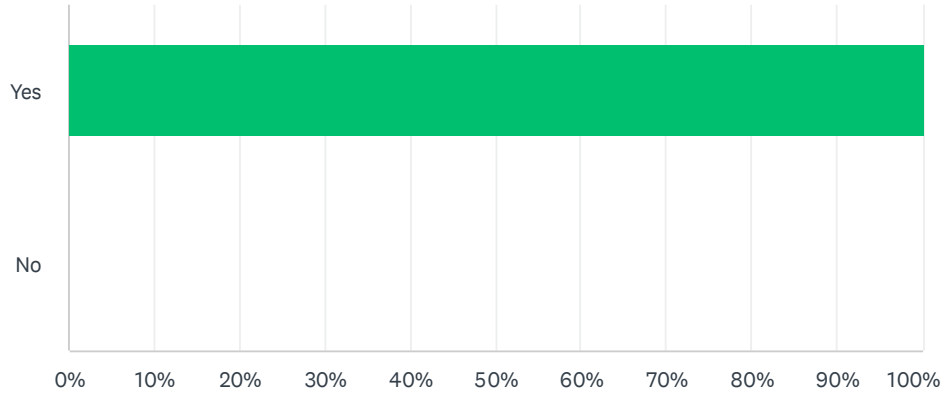


Q1 Are you a resident (full or part-time) of the Town of The Blue Mountains?

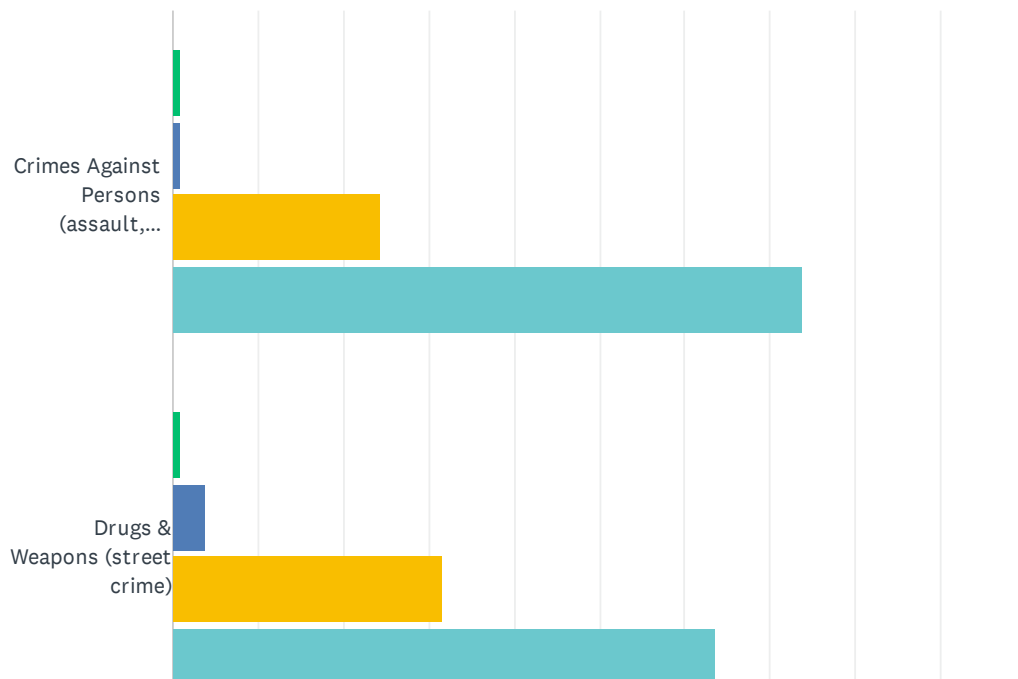
Answered: 211 Skipped: 0



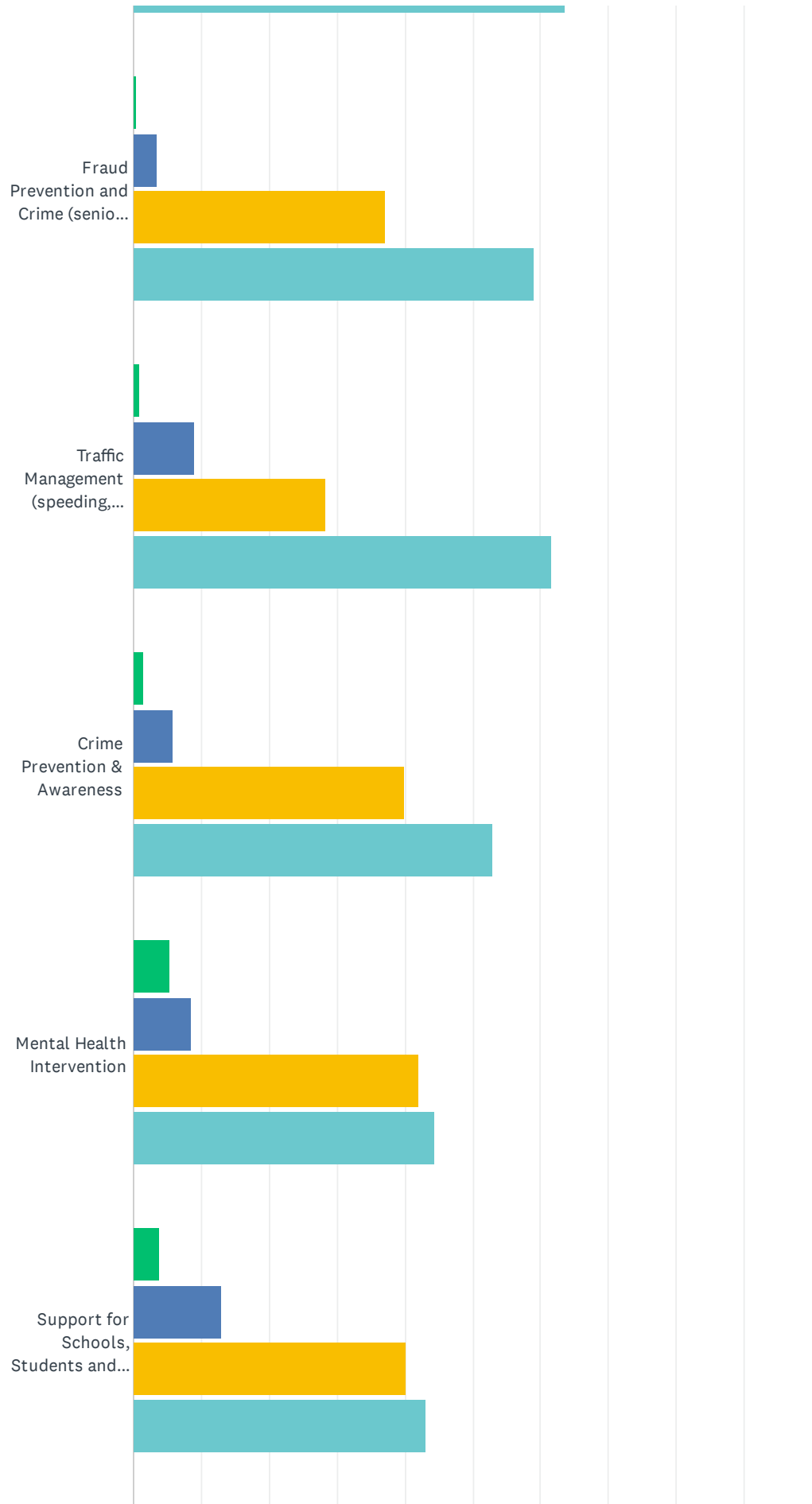
ANSWER CHOICES	RESPONSES
Yes	100.00% 211
No	0.00% 0
TOTAL	211

Q2 What do you feel are the important priorities for policing in The Blue Mountains over the next three years?

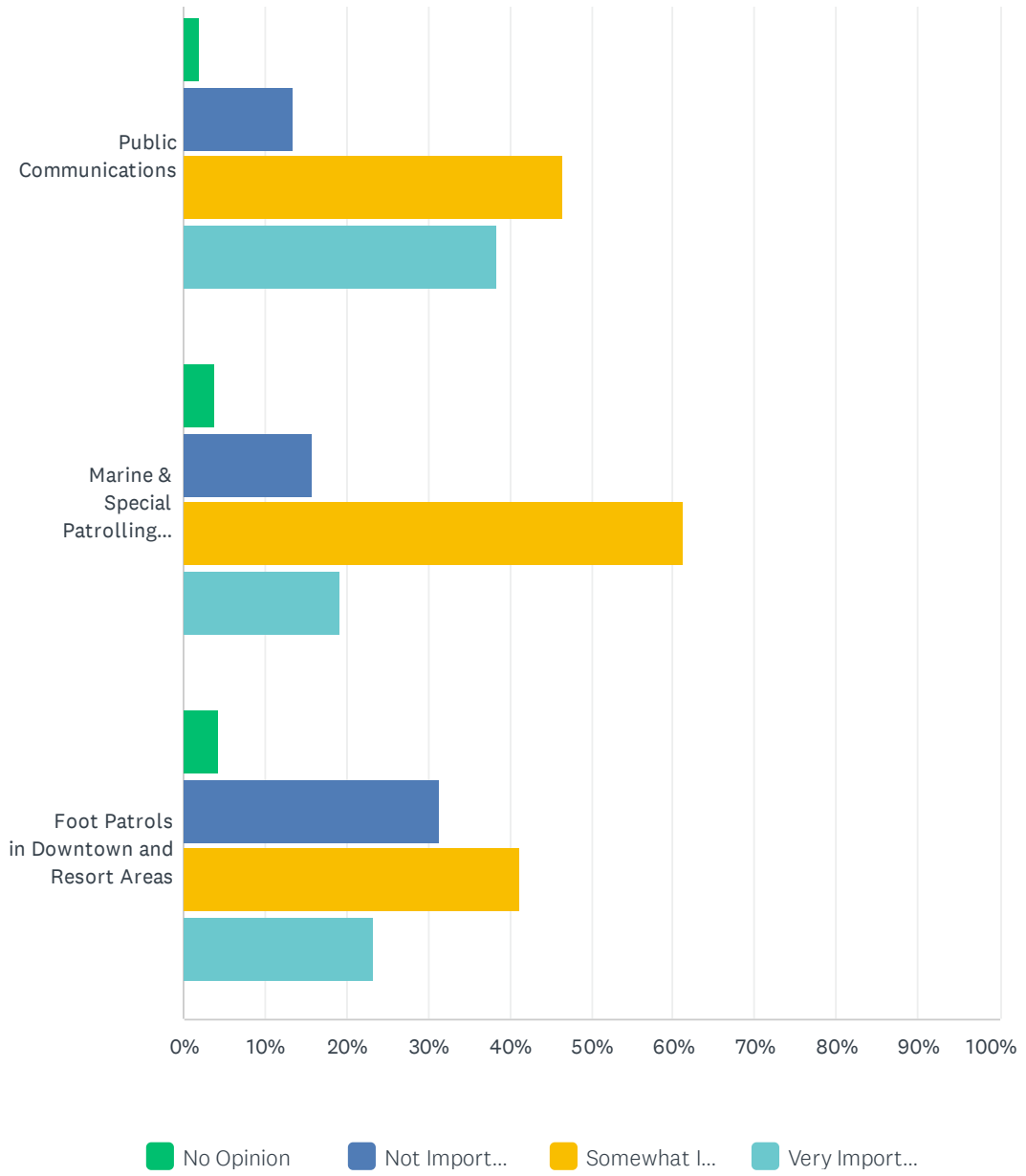
Answered: 211 Skipped: 0



The Blue Mountains OPP Detachment Board Resident Survey on Policing Priorities



The Blue Mountains OPP Detachment Board Resident Survey on Policing Priorities

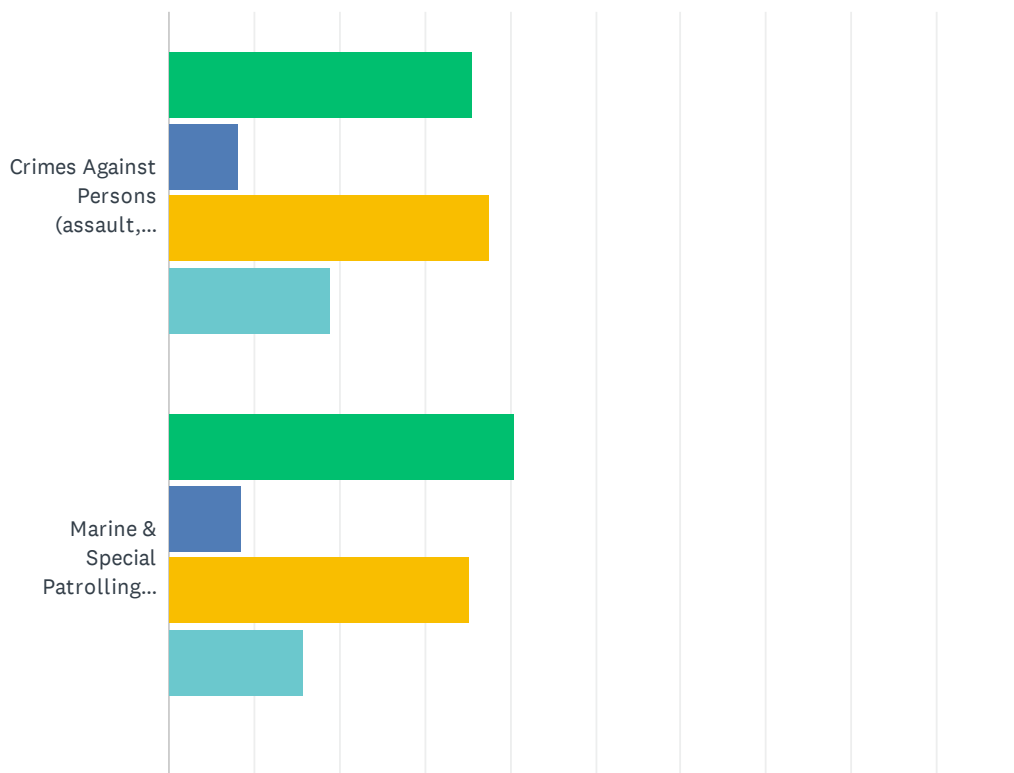


The Blue Mountains OPP Detachment Board Resident Survey on Policing Priorities

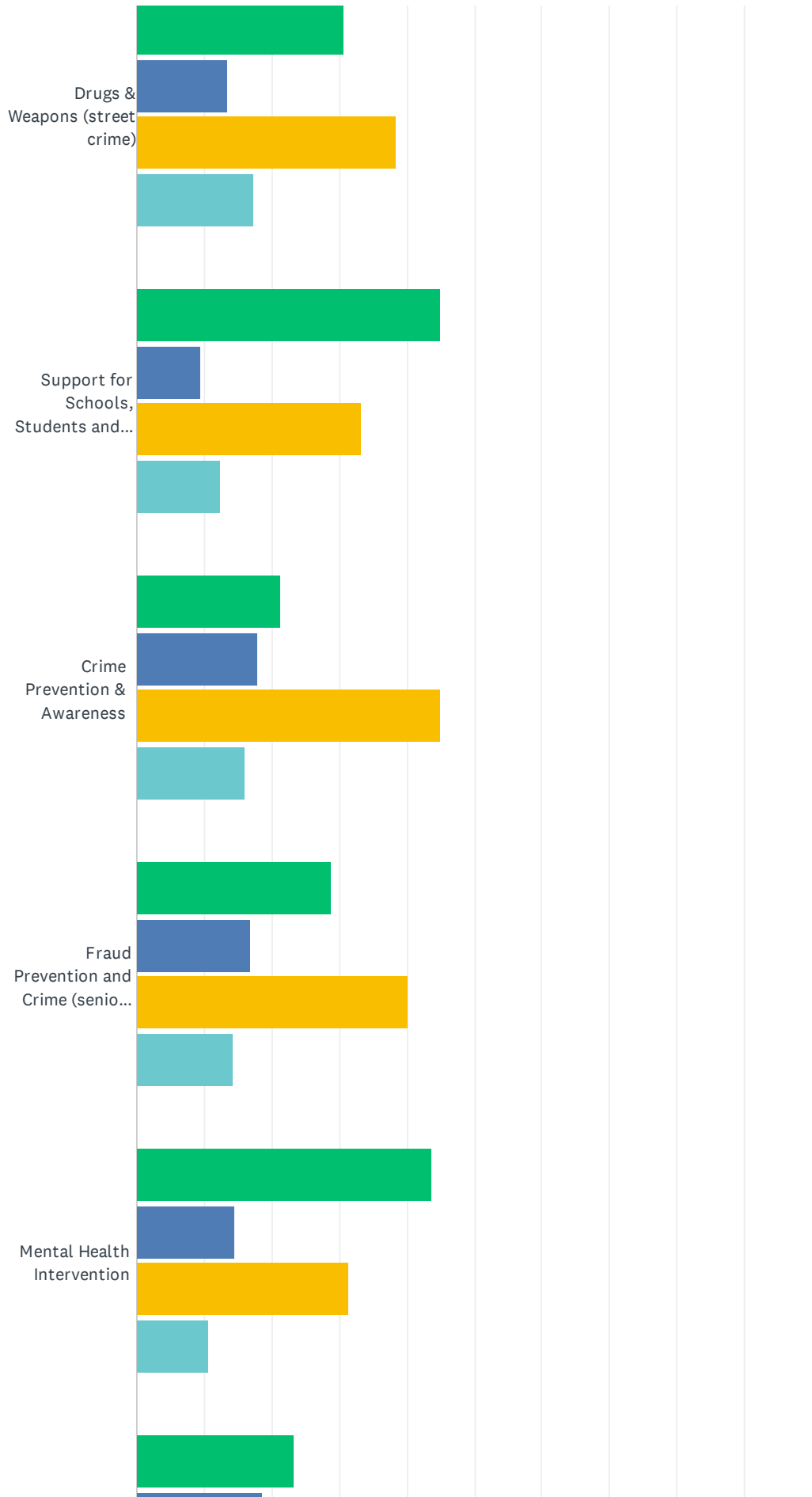
	NO OPINION	NOT IMPORTANT	SOMEWHAT IMPORTANT	VERY IMPORTANT	TOTAL	WEIGHTED AVERAGE
Crimes Against Persons (assault, sexual assault, intimate partner violence)	0.95% 2	0.95% 2	24.29% 51	73.81% 155	210	2.73
Drugs & Weapons (street crime)	0.96% 2	3.83% 8	31.58% 66	63.64% 133	209	2.60
Fraud Prevention and Crime (seniors and others)	0.48% 1	3.33% 7	37.14% 78	59.05% 124	210	2.56
Traffic Management (speeding, RIDE, seat belts, distracted driving, etc.)	0.95% 2	9.00% 19	28.44% 60	61.61% 130	211	2.53
Crime Prevention & Awareness	1.44% 3	5.77% 12	39.90% 83	52.88% 110	208	2.47
Mental Health Intervention	5.24% 11	8.57% 18	41.90% 88	44.29% 93	210	2.36
Support for Schools, Students and Youth	3.83% 8	12.92% 27	40.19% 84	43.06% 90	209	2.30
Public Communications	1.91% 4	13.40% 28	46.41% 97	38.28% 80	209	2.25
Marine & Special Patrolling (boater safety, trails, waterways)	3.83% 8	15.79% 33	61.24% 128	19.14% 40	209	2.03
Foot Patrols in Downtown and Resort Areas	4.35% 9	31.40% 65	41.06% 85	23.19% 48	207	1.92

Q3 How satisfied are you with the OPP policing priorities presently for the following?

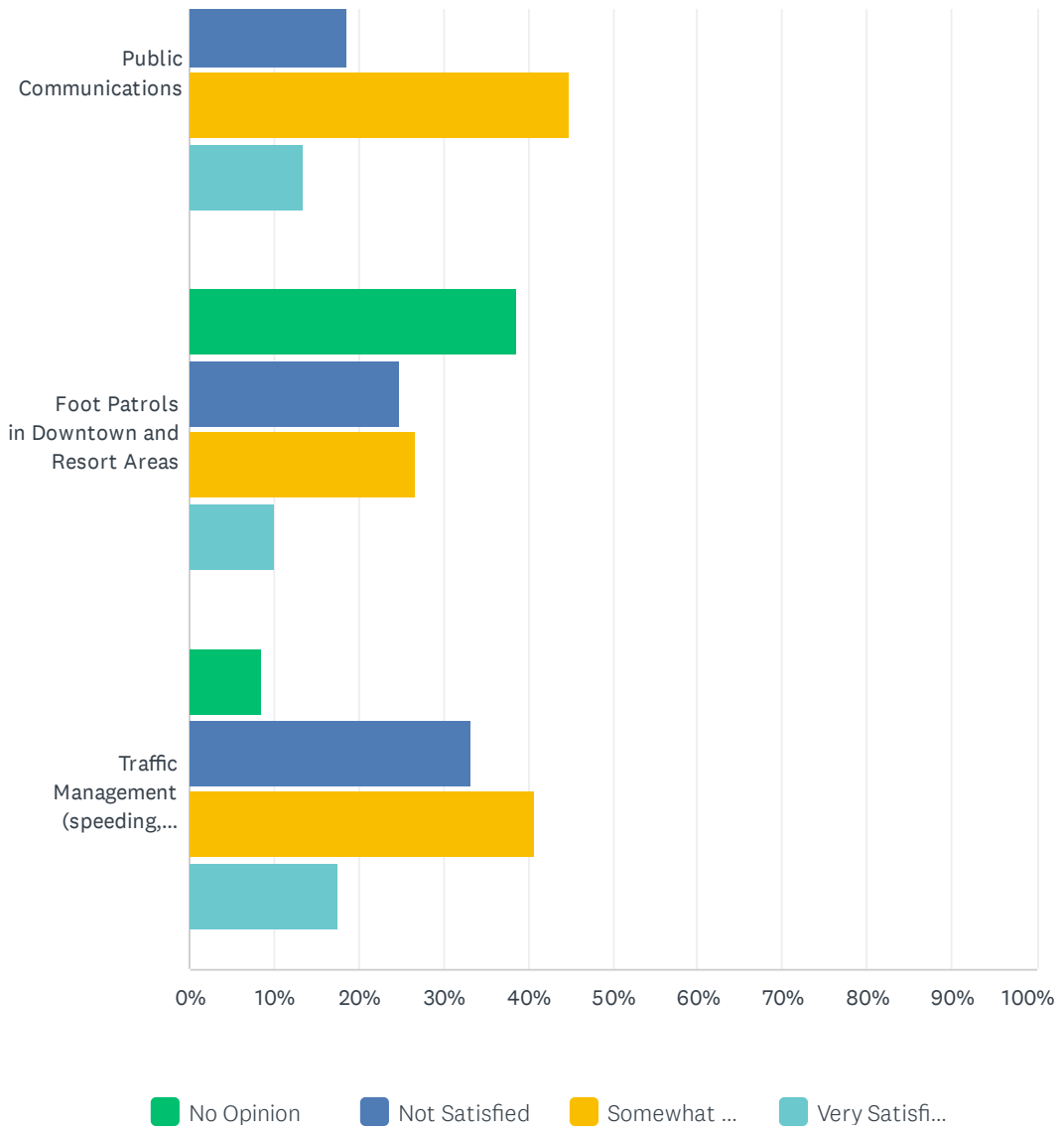
Answered: 211 Skipped: 0



The Blue Mountains OPP Detachment Board Resident Survey on Policing Priorities



The Blue Mountains OPP Detachment Board Resident Survey on Policing Priorities

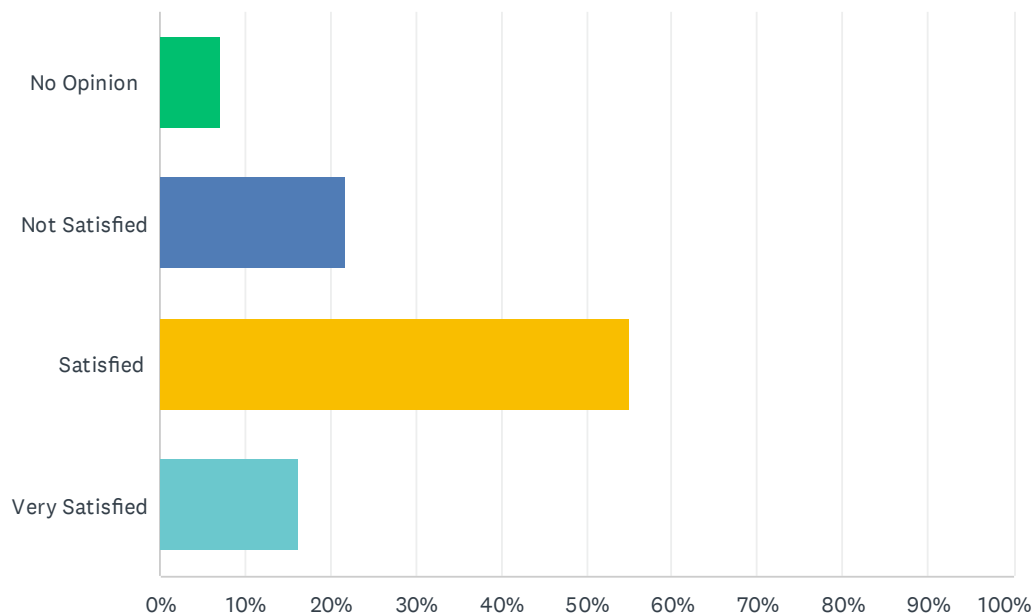


The Blue Mountains OPP Detachment Board Resident Survey on Policing Priorities

	NO OPINION	NOT SATISFIED	SOMEWHAT SATISFIED	VERY SATISFIED	TOTAL	WEIGHTED AVERAGE
Crimes Against Persons (assault, sexual assault, intimate partner violence)	35.55% 75	8.06% 17	37.44% 79	18.96% 40	211	2.11
Marine & Special Patrolling (boater safety, trails, waterways)	40.48% 85	8.57% 18	35.24% 74	15.71% 33	210	2.07
Drugs & Weapons (street crime)	30.77% 64	13.46% 28	38.46% 80	17.31% 36	208	2.04
Support for Schools, Students and Youth	45.02% 95	9.48% 20	33.18% 70	12.32% 26	211	2.03
Crime Prevention & Awareness	21.26% 44	17.87% 37	44.93% 93	15.94% 33	207	1.98
Fraud Prevention and Crime (seniors and others)	28.71% 60	16.75% 35	40.19% 84	14.35% 30	209	1.98
Mental Health Intervention	43.75% 91	14.42% 30	31.25% 65	10.58% 22	208	1.96
Public Communications	23.33% 49	18.57% 39	44.76% 94	13.33% 28	210	1.95
Foot Patrols in Downtown and Resort Areas	38.57% 81	24.76% 52	26.67% 56	10.00% 21	210	1.85
Traffic Management (speeding, RIDE, seat belts, distracted driving, etc.)	8.53% 18	33.18% 70	40.76% 86	17.54% 37	211	1.84

Q4 Generally, how satisfied are you with the style and level of policing services provided by the OPP in the Town of The Blue Mountains?

Answered: 211 Skipped: 0



The Blue Mountains OPP Detachment Board Resident Survey on Policing Priorities

ANSWER CHOICES	RESPONSES	
No Opinion	7.11%	15
Not Satisfied	21.80%	46
Satisfied	54.98%	116
Very Satisfied	16.11%	34
TOTAL		211

Q5 Do you have any other feedback or thoughts you would like to share with The Town of The Blue Mountains OPP Detachment Board?

Answered: 113 Skipped: 98