



2024 and Beyond

Craigleith Community Park Survey

Contents

1 Executive Summary	4
1.1 Introduction & Survey Framework	4
1.2 Survey Respondent Characteristics	5
1.3 Survey Highlights	6
2 Survey Results	7
2.1 Respondent Profile: Resident type	7
2.1 Respondent Profile: Property Location	8
2.1 Respondent Profile: Age range	9
2.1 Respondent Profile: Household composition	10
2.1 Respondent Profile: Household members using accessibility aids	10
2.2 Proximity of home from the planned park area	11
2.3 Frequency of visiting community parks	12
2.4 Importance of general enhancements in the park	13
2.5 Importance of recreational enhancements in the park	15
2.6 Additional comments regarding the development of Craigleith Community Park	16
2.7 The Town of The Blue Mountains' parks visited most frequently	17
2.8 Barriers to visiting parks in the Town of The Blue Mountains	19
2.9 Likelihood of visiting Craigleith Community Park	20
2.10 Travelling to Craigleith Community Park	21

Contents

3.1 Appendix - Results by Proximity of home to planned park area	22
3.2 Appendix - Results by Frequency of visiting community parks in the Town of The Blue Mountains	29
3.3 Appendix - Results by Frequency of visiting community parks in neighbouring municipalities	33
3.4 Appendix - Results by Age range	37
3.5 Appendix - Results by Household composition	45

1 Executive Summary

1.1 Introduction & Survey Framework

The Town of The Blue Mountains issued a public survey to gain feedback from residents and stakeholders regarding the future Craigleith Community Park.

Over the past several years, the Town has strategically acquired six hectares of parkland in Craigleith from the Windfall, Second Nature, and Blue Vista developments. Concurrent with the upcoming home construction at Blue Vista, this land will begin its transformation into a park for all to enjoy.

The Town is currently identifying infrastructure necessary for planned improvements, such as parking and public washrooms. The focus of the survey was to hear what recreational and natural elements will best serve residents. The priorities identified will be used to draft preliminary renderings of the park, on which additional public feedback will be sought.

Respondents were invited to share their vision of the park, particularly the features and amenities that would entice them to visit Craigleith Community Park.

The survey was launched on February 5, 2024, and closed on February 26, 2024. It was promoted through the Town's e-newsletters, social media accounts (i.e. Facebook, Instagram) and a press release. A postcard was also sent to each household in the Town, with an additional mailout sent to those living within 600m of the parkland.

More information on the Craigleith Community Park can be found on the project webpage at: www.thebluemountains.ca/ccp.

1.2 Survey Respondent Characteristics

In total, 943 respondents participated in the survey, however, responses to demographic and classification questions ranged from 478-903.

- The majority of respondents are regular visitors to the parks within the Town of The Blue Mountains, with 71% visiting these parks at least monthly.
- The majority of respondents, 69% are full-time residents of the Town of The Blue Mountains.
- Blue Mountain Village is the primary property location for 38% of respondents, followed 32% in Craigleith.
- One-third of respondents are aged between 35-54 years.



1.3 Survey Highlights

Importance of general enhancements in the park

A number of general enhancements have been proposed in the Craigleith Community Park. According to the vast majority of respondents, the most valuable among these – rated as *important* or *very important* – are walking paths (91%) and naturalized plantings/shade trees (94%).

Importance of recreational enhancements in the park

In terms of recreational enhancements, accessible playground equipment (60%), seasonal ice-skating path/rink (54%) and pickleball courts (44%) are deemed to be the most important.

Barriers to visiting parks in the Town of The Blue Mountains

One in 3 respondents are undeterred from visiting existing parks in the Town of The Blue Mountains. For others, the primary deterrents are the lack of parking (27%), proximity (24%) and lack of facilities or amenities (21%).

The likelihood of visiting Craigleith Community Park

Encouragingly, 80% of respondents indicated that they are *very likely* or *likely* to visit Craigleith Community Park once it is complete.



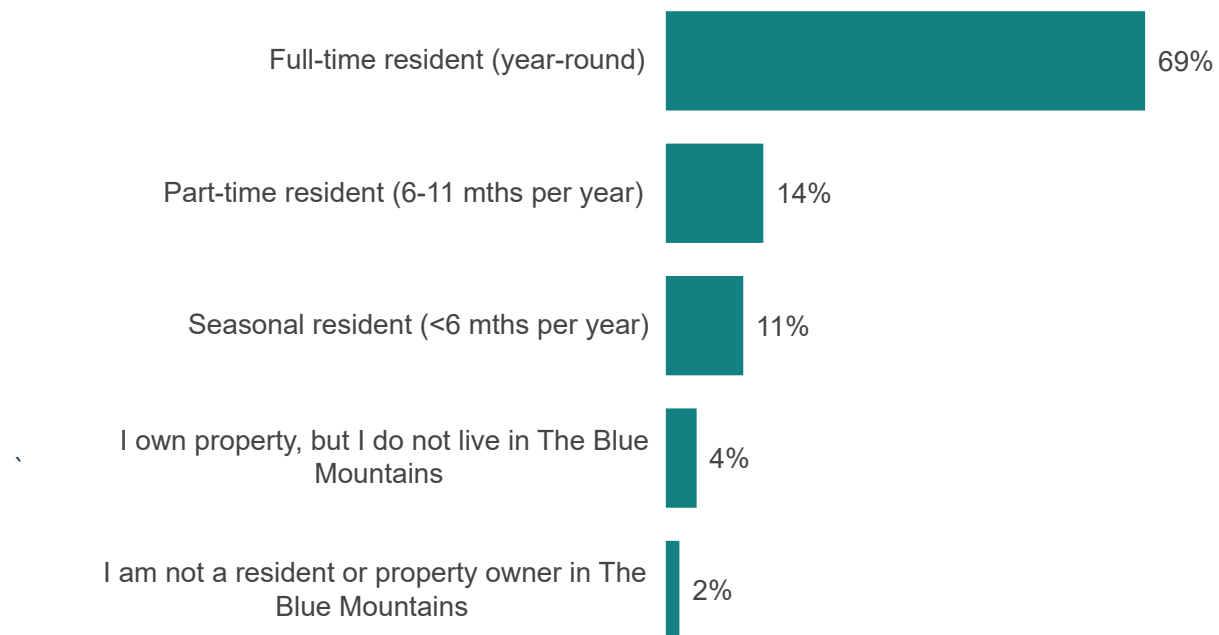
2 Survey Results

2.1 Respondent Profile: Resident type

Seven out of 10 respondents live in the Town of The Blue Mountains year-round while 14% are part-time residents.

Q: Please select the option that best describes yourself:

Total Respondents: 903

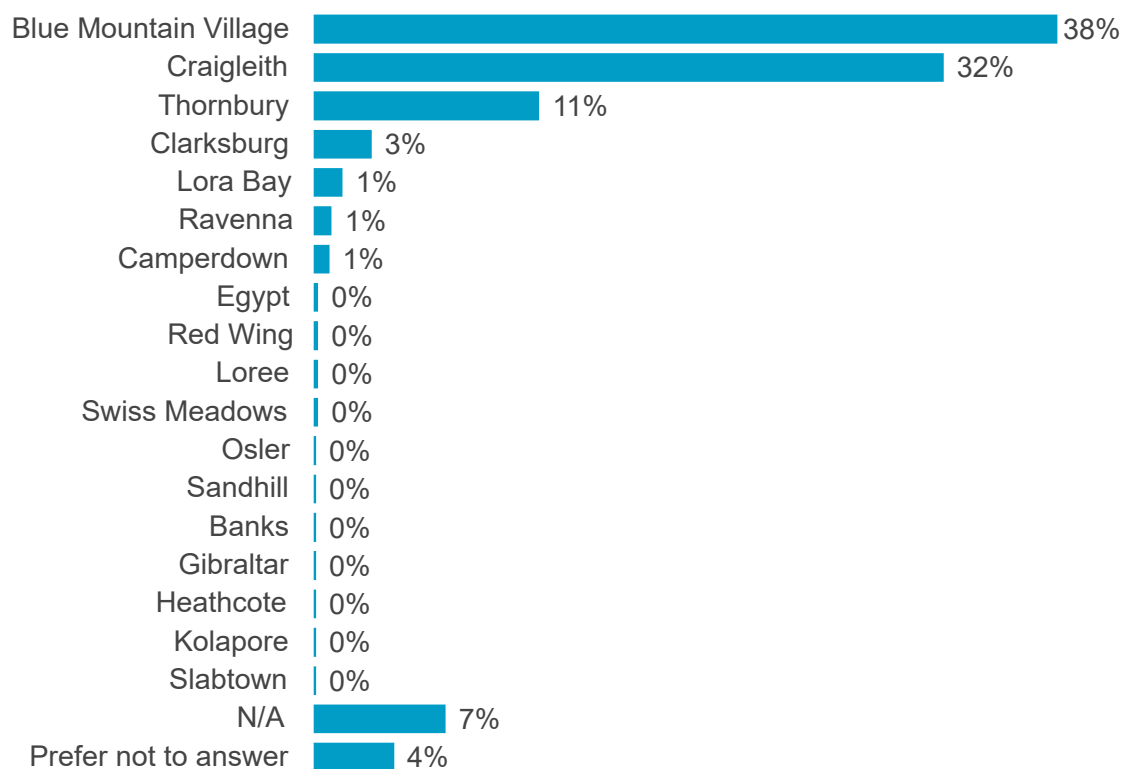


2.1 Respondent Profile: Property Location

The majority of respondents (81%) reside in Blue Mountain Village, Craigleith and Thornbury.

Q: Where is your property located in the Town of The Blue Mountains?

Total Respondents: 880



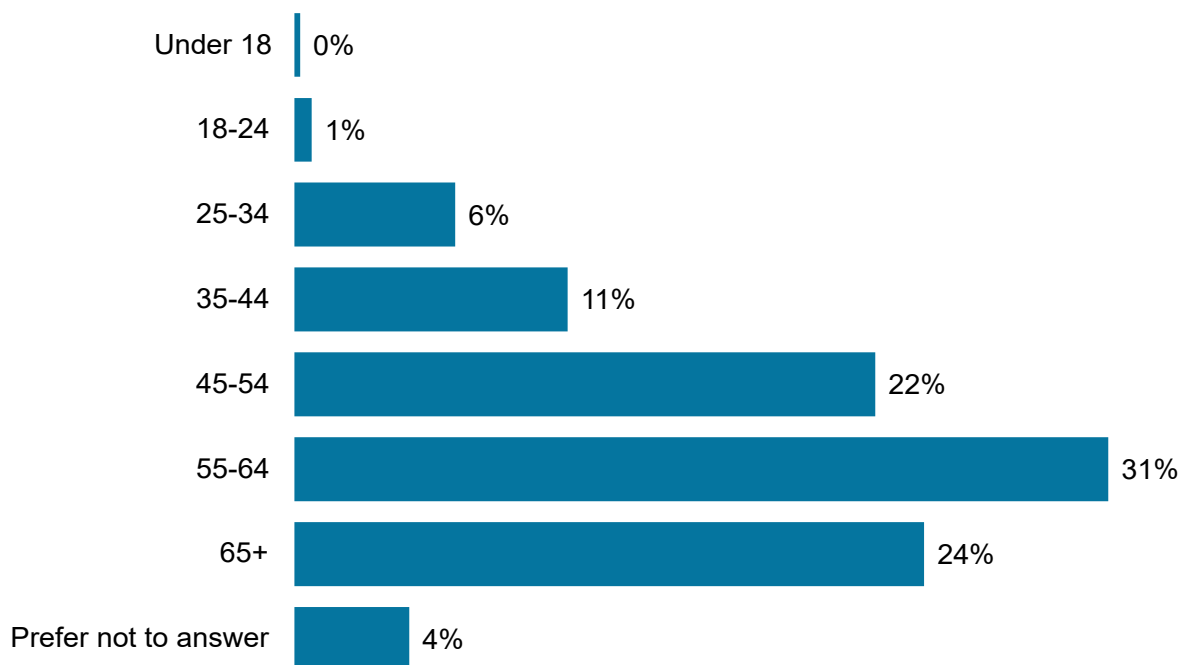


2.1 Respondent Profile: Age range

One-third of respondents are aged 35-54 years with those aged 55 and older accounting for 55% of respondents.

Q: What is your age?

Total Respondents: 903

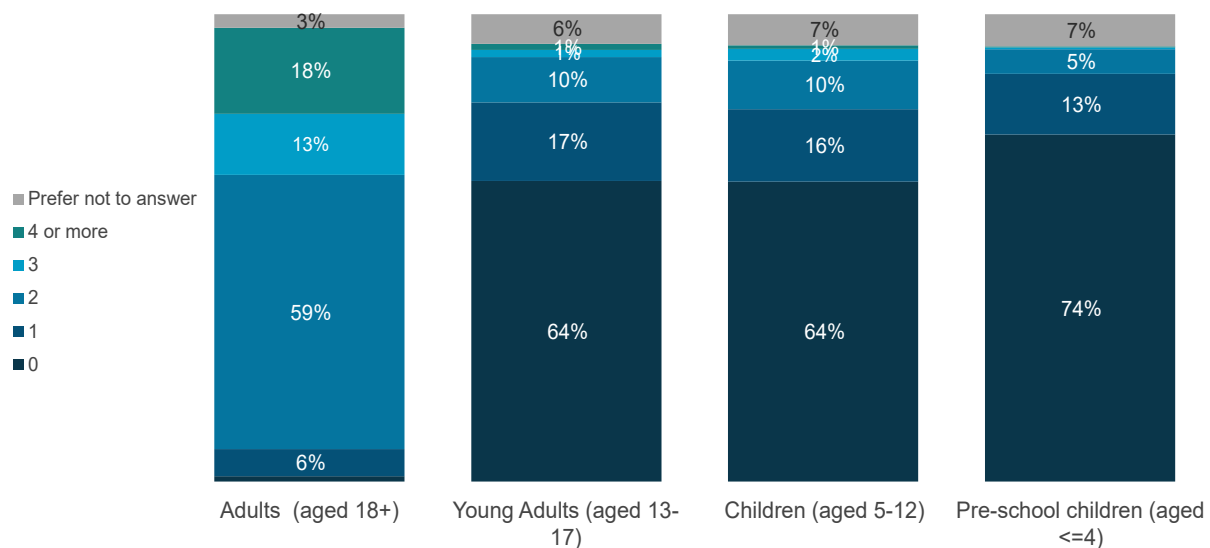


2.1 Respondent Profile: Household composition

In terms of household composition, nearly 3 in 10 respondent households have at least one young adult (13-17 years old) while a similar proportion have at least one child aged 5-12 years. Only one in 5 have a preschool child (aged 4 years or younger).

Q: Please tell us how many people live in your household (including yourself) who are:

Total Respondents: 478-895

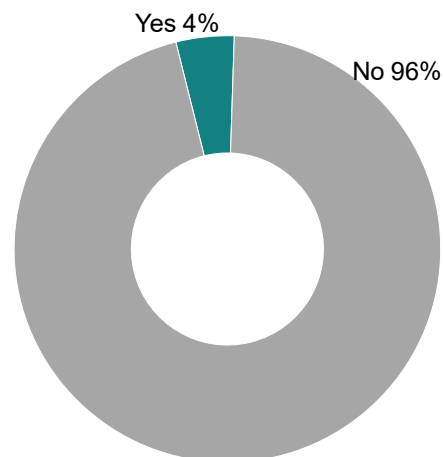


2.1 Respondent Profile: Household members using accessibility aids

Q: Do any members of your household make use of accessibility aids?

Total Respondents: 885

A relatively small 4% mention that a household member makes use of accessibility aids.

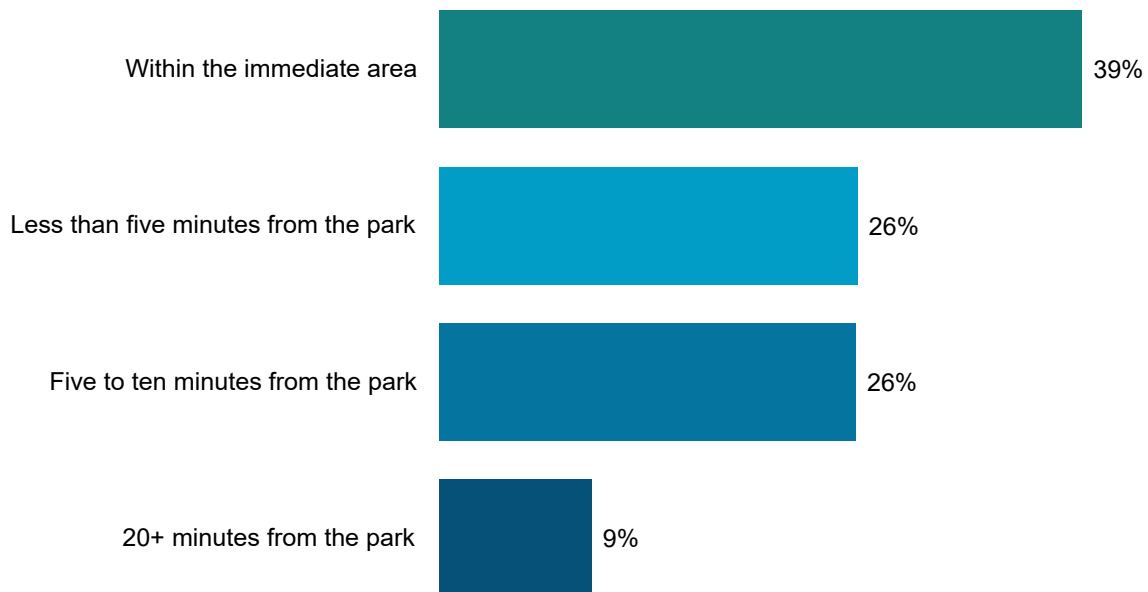


2.2 Proximity of home from the planned park area

Almost 4 in 10 respondents (39%) report that they live within the immediate area of the planned park, while 26% report that they live within 5 minutes and the same percentage live within 5 to 10 minutes of the park.

Q: How far do you live from the planned park area?

Total Respondents: 943

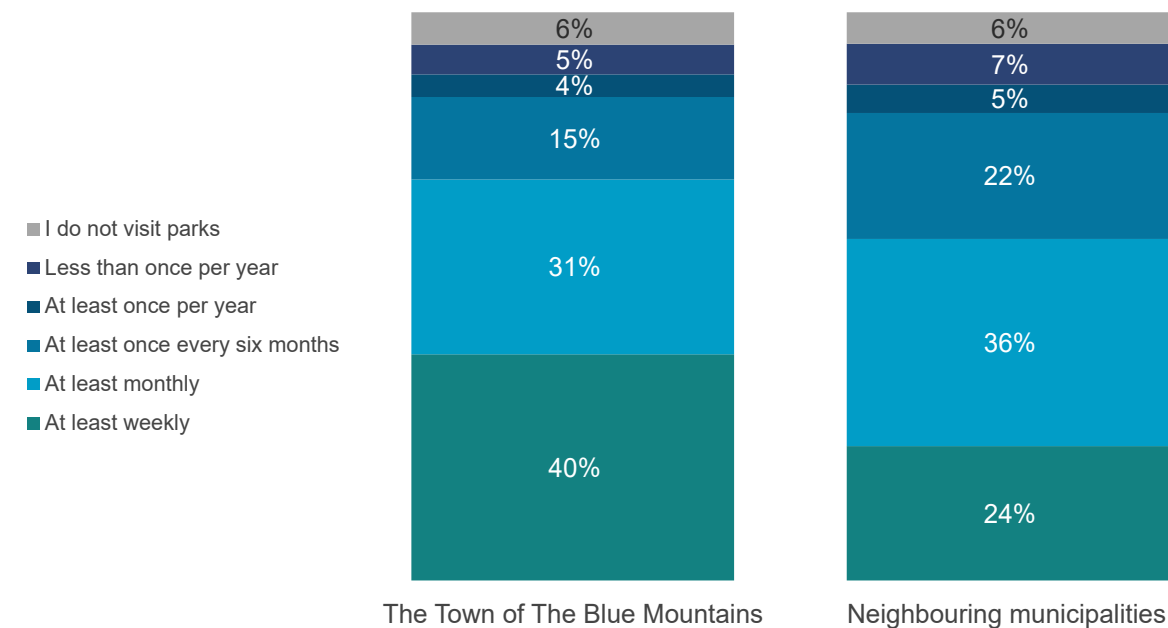


2.3 Frequency of visiting community parks

Seven out of 10 respondents shared that they visit community parks in the Town of The Blue Mountains at least monthly, with many doing so on a weekly basis. Conversely, only 6% revealed that they do not visit local community parks at all. Furthermore, it seems that many respondents are also regular visitors to community parks in neighbouring municipalities – 6 out of 10 reported that they visit these parks at least monthly.

Q: How often do you visit community parks in...

Total Respondents: 935/ 922

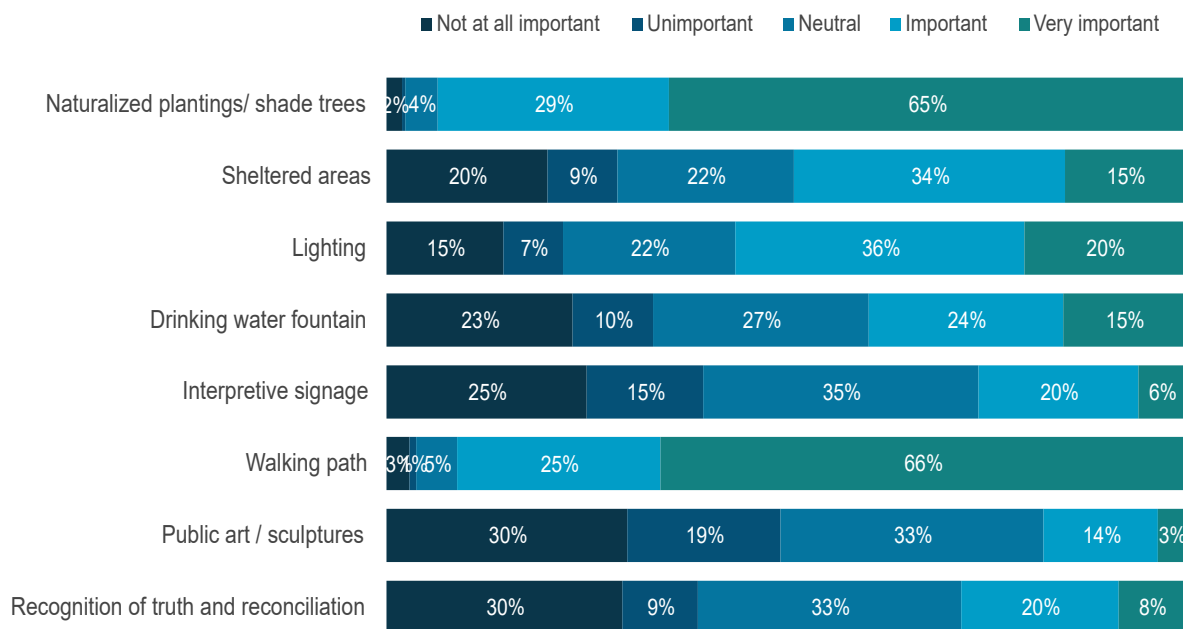


2.4 Importance of general enhancements in the park

As with the development of any park space, there are always limitations to the number of enhancements that can be incorporated into the park's design. These limitations include both physical space and the cost of the enhancements. The next set of questions are intended to identify resident priorities for the future park space. The Town will use the results to help draft preliminary renderings of the park, taking into consideration the physical space and cost limitations of the enhancements.

Q: The development of the Craigleith Community Park will include several general enhancements. Please rate each of the following on how important they are to you to have in the park.

Total Respondents: 913-939



As illustrated in the chart above, walking paths and naturalized plantings/ shade trees are considered to be **very important** or **important** by the vast majority of respondents – 91% and 94% respectively.

Respondents are less supportive (rating them as **not at all important** or **unimportant**) of public art/ sculptures (49%), interpretive signage (40%) and recognition of truth and reconciliation (39%) as general enhancements in the park.

2.4 Importance of general enhancements in the park (contd)

Q: Are there any additional general enhancements you would like to see included in the new park? If so, please note them below.

Total Respondents: 371

Four out of 10 respondents (42%) who made a comment about general enhancements in the park either oppose the park development, are concerned that the existing trees and naturalized areas be maintained or want as many trees as possible to be saved with the planned development. Over half of these respondents (56%) live within the immediate area of the planned park.

Additionally, 18% of those commenting highlighted the need for facilities such as washrooms, seating and shaded areas while a further 8% want to see garbage cans and dog waste disposal options installed in the new park.

Respondents also reiterated the need for general and recreational amenities such as connected walking paths or trails, playground or play structures, pickleball and tennis courts, a pool/ splash pad and an off-leash dog area.

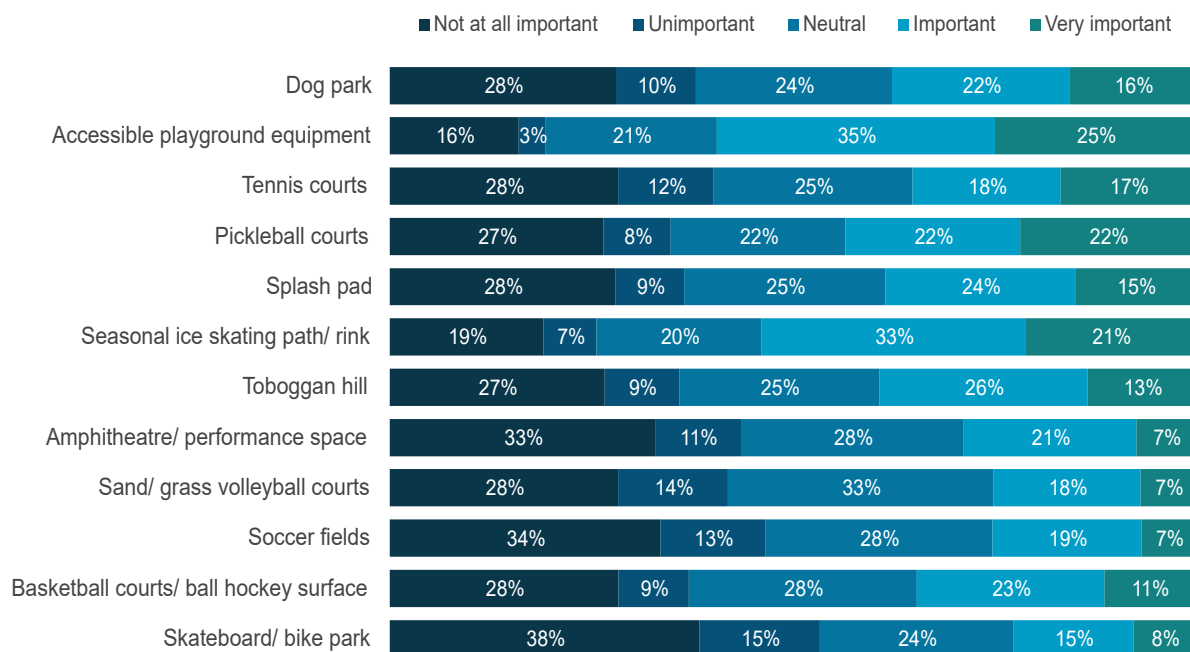
2.5 Importance of recreational enhancements in the park

The development of the Craigleith Community Park will include several recreational enhancements. The most important of these enhancements (*very important* or *important* ratings) are deemed to be accessible playground equipment (60%), seasonal ice-skating path/rink (54%) and pickleball courts (44%).

Respondents are less inclined to support (rating as *not at all important* or *unimportant*) a skateboard/ bike park (53%), soccer fields (47%) and an amphitheatre/performance space (44%) – more than 3 out of 10 respondents rate each of these as *not at all important*.

Q: The development of the Craigleith Community Park will include several recreational enhancements. Please rate each of the following on how important they are to you to have in the park.

Total Respondents: 908-929



2.5 Importance of recreational enhancements in the park (contd)

Q: Are there any additional recreation enhancements you would like to see included in the new park? If so, please note them below.

Total Respondents: 265

Other recreational enhancements mentioned include bike paths/ trails, a swimming pool, exercise equipment/ fitness stations, a baseball diamond and a climbing wall or zipline.

2.6 Additional comments regarding the development of Craigleith Community Park

Q: Please provide any additional thoughts, comments or concerns regarding the development of the Craigleith Community Park in the space below.

Total Respondents: 361

When asked for additional comments regarding the development of Craigleith Community Park, some respondents (41%) repeated their opposition to the park development believing the park and amenities are not needed or expressed their desire that the trees and naturalized area be maintained as they are currently. Others have concerns about overcrowding, noise pollution and traffic congestion and parking in the surrounding area (14%).

Another group of respondents reiterated the need for amenities such as walking and biking trails, bike racks, a children's playground as well as pickleball and tennis courts. Some other considerations mentioned relate to the need for washrooms, seating, shaded areas, adequate parking, garbage and recycling cans as well as dog waste disposal options.

2.7 The Town of The Blue Mountains' parks visited most frequently

Q: What parks in the Town of The Blue Mountains do you visit most frequently? What do you like about them? What amenities do you use most often?

Total Respondents: 386

Top 10 most frequently visited parks in or near The Town of the Blue Mountains:

1. Northwinds Park & Beach (18%)
2. Bayview Park (16%)
3. Thornbury Park/ Pier/ Harbour (16%)
4. Delphi Point Park/ Beach (12%)
5. Tomahawk Park (11%)
6. Sunset Point Park (9%)
7. Peasmarsh Park (9%)
8. Little River Park (7%)
9. Craigleith/ Beach/ Provincial Park (6%)
10. Moreau Park (6%)

"Northwinds - water access, beach for picnicking, washrooms."

"Bayview Park for playground and summer evening music. Also, as a rest area while cycling."

2.7 The Town of The Blue Mountains' parks visited most frequently (contd)

Q: What parks in the Town of The Blue Mountains do you visit most frequently? What do you like about them? What amenities do you use most often?

Total Respondents: 331

The amenities used or enjoyed most frequently are:

- Walking paths/ trails (36%)
- Beaches (20%)
- Playground/ play structures (14%)
- Natural habitat/ beauty/ landscape/ views (12%)
- Tennis courts (11%)
- Washrooms/ picnic areas (11%)
- Dog park/ off-leash dog area (10%)
- Waterfront/ water access (9%)
- Hiking trails (6%)
- Trees/ forest/ shade (6%)

“Thornbury Town Park - location in centre of town, accessibility to residents, ball diamonds, feeling of community.”

“We like to visit Sunset Point Park in Collingwood. It has an amazing playground for kids of all ages. It also has great walking trails. My kids like the zipline and the climbing tower.”

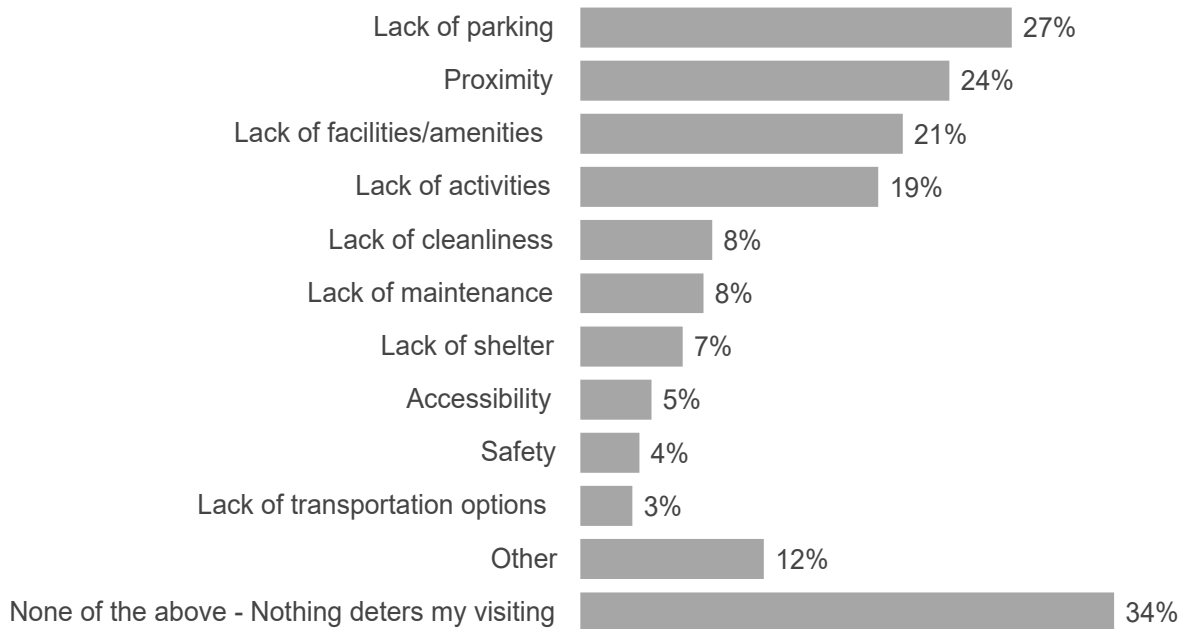
“Moreau Park for off leash exercise for dogs. The whole park is a large space with lots of amenities without being on top of each other.”

2.8 Barriers to visiting parks in the Town of The Blue Mountains

One-third of respondents (34%) are undeterred from visiting existing parks in the Town of The Blue Mountains, while for others, the primary reasons include the lack of parking (27%), proximity (24%) and lack of facilities or amenities (21%). Additionally, parks being too busy or overcrowded was mentioned as another specific deterrent.

Q: What barriers, if any, prevent you from visiting existing parks in the Town of The Blue Mountains at all or more frequently?

Total Respondents: 906

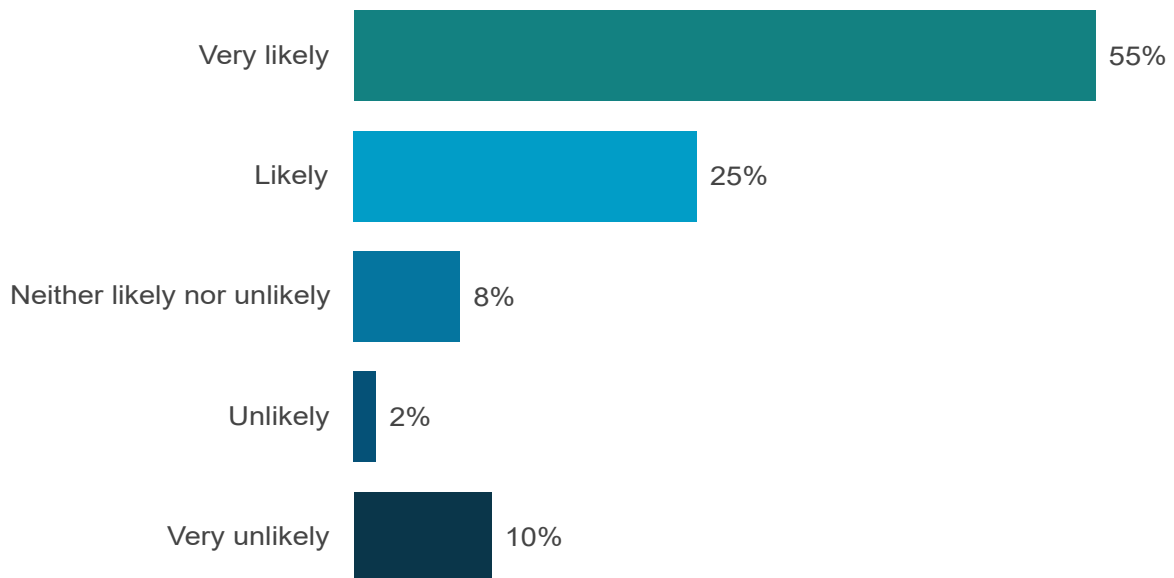


2.9 Likelihood of visiting Craigleith Community Park

A very positive finding is that 8 out of 10 respondents indicated that they are *very likely* or *likely* to visit Craigleith Community Park once it is complete.

Q: How likely are you and/or your family members to visit Craigleith Park once completed?

Total Respondents: 902

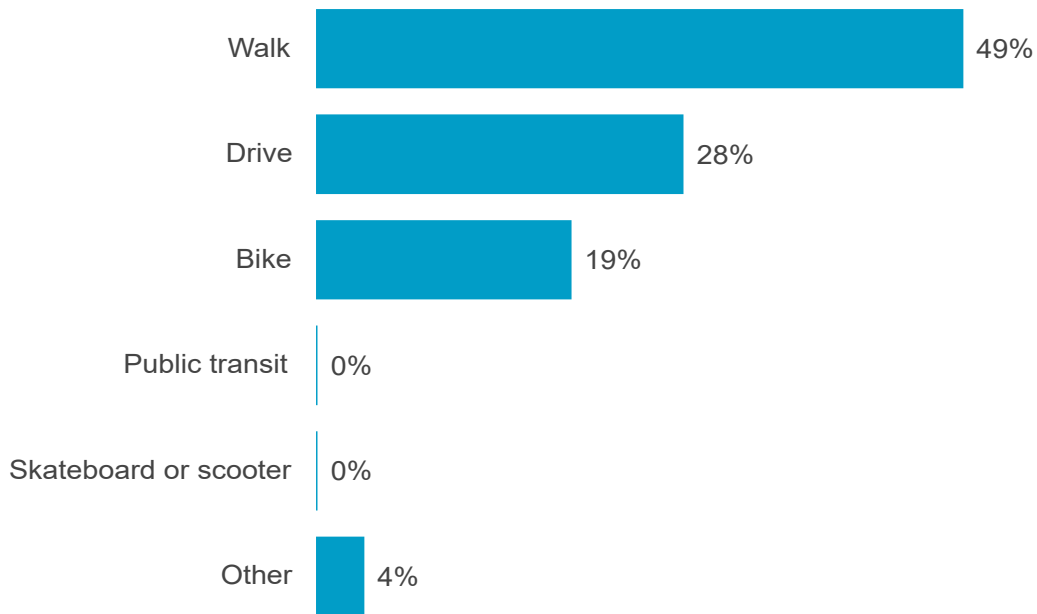


2.10 Travelling to Craigleith Community Park

In general, walking is likely to be the most prevalent mode of transportation to reach Craigleith Community Park, according to 49% of respondents. Driving and biking are the next most popular choices for 28% and 19% respectively.

Q: How would you or your family most likely travel to the planned Craigleith Community Park?

Total Respondents: 906



3.1 Appendix - Results by Proximity of home to planned park area

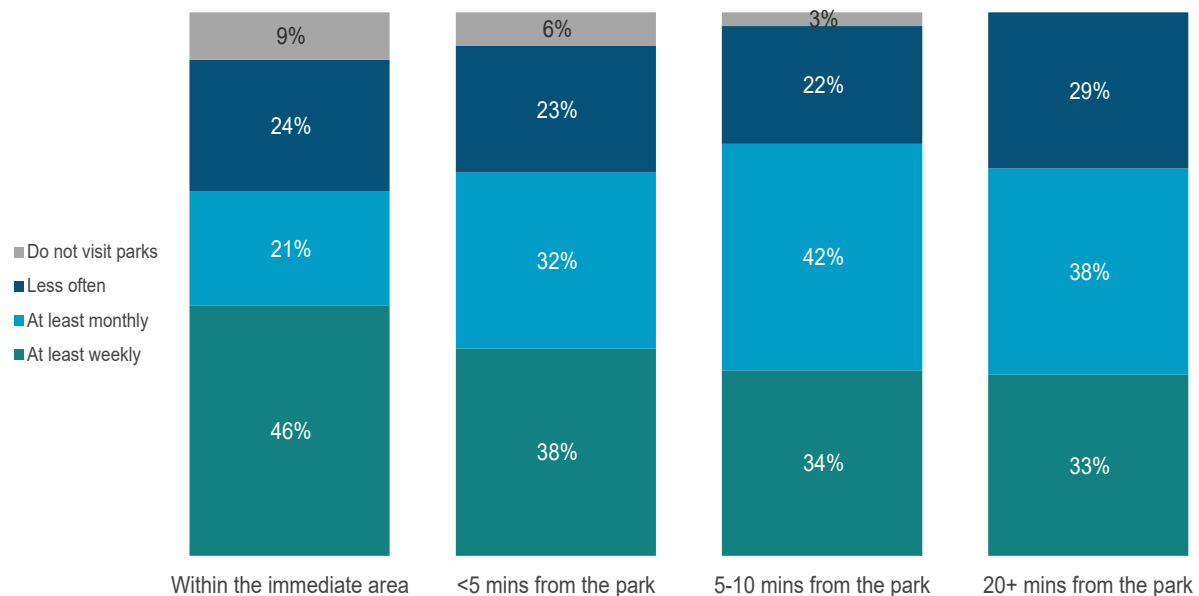
3.1.1 Frequency of visiting community parks

Generally speaking, respondents to this survey are very regular visitors to parks in the Town of The Blue Mountains regardless of how far they live from the planned park area – over two-thirds report that they visit these local parks at least once a month and for many, it's a weekly visit. The reported incidence of visiting parks in neighbouring municipalities is also very positive.

Q: How often do you visit community parks in...

Total Respondents: 935

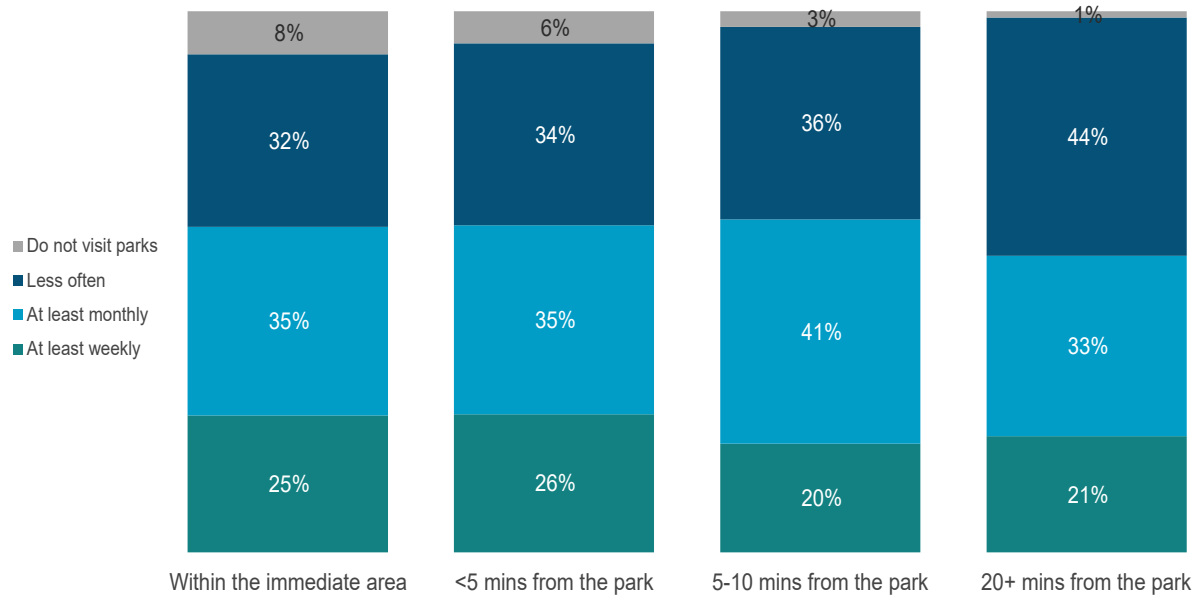
The Town of the Blue Mountains



Q: How often do you visit community parks in...

Total Respondents: 922

Neighbouring municipalities



3.1.2 Importance of general enhancements in the park

The significant support for naturalized plantings/ shade trees and walking paths is consistent regardless of the respondents' proximity to the park. As could be expected, enhancements such as sheltered areas and a drinking water fountain are more important to those living further away from the planned park than to those living directly adjacent.

Q: The development of the Craigleith Community Park will include several general enhancements. Please rate each of the following on how important they are to you to have in the park.

Total Respondents: 913-939

Top 2 Box scores: Important & Very Important

Column %	Within the immediate area	<5 mins from the park	5-10 mins from the park	20+ mins from the park
Naturalized plantings/ shade trees	93%	93%	94%	95%
Sheltered areas	37%	47%	62%	70%
Lighting	49%	61%	64%	54%
Drinking water fountain	27%	43%	50%	54%
Interpretive signage	16%	25%	35%	48%
Walking path	91%	91%	92%	92%
Public art / sculptures	13%	17%	22%	31%
Recognition of truth and reconciliation	22%	25%	35%	44%

3.1.3 Importance of recreational enhancements in the park

Those living closer to the park attach less importance to some of these recreational enhancements than those living further from the park. A notably smaller proportion of immediately adjacent residents rate a dog park, playground equipment, amphitheatre/ performance space and a skateboard/ bike park as *important* or *very important* when compared to the other groups and the overall results.

Q: The development of the Craikleith Community Park will include several recreational enhancements. Please rate each of the following on how important they are to you to have in the park.

Total Respondents: 908-929

Top 2 Box scores: Important & Very Important

Column %	Within the immediate area	<5 mins from the park	5-10 mins from the park	20+ mins from the park
Dog park	30%	39%	44%	45%
Accessible playground equipment	52%	55%	70%	74%
Tennis courts	37%	35%	34%	30%
Pickleball courts	41%	47%	47%	38%
Splash pad	35%	36%	45%	41%
Seasonal ice-skating path/ rink	51%	55%	59%	49%
Toboggan hill	35%	40%	47%	34%
Amphitheatre/ performance space	16%	33%	42%	38%
Sand/ grass volleyball courts	21%	28%	31%	20%
Soccer fields	23%	24%	31%	27%
Basketball courts/ ball hockey surface	33%	32%	42%	29%
Skateboard/ bike park	18%	21%	30%	24%

3.1.4 Barriers to visiting parks in the Town of The Blue Mountains

Over one-third (35%) of those living within the immediate area of the park say there is nothing that deters them from visiting existing parks in the Town of The Blue Mountains at all or more often. However, for 3 out of 10 respondents, proximity to existing parks is a deterrent. While this is a higher proportion than for those living further away, it can help to explain the level of interest and support among proponents of the proposed Craigleith Community Park.

Parking availability should be an important consideration for this new park development as a lack of parking is a significant barrier to visiting existing parks in the Town, specifically for those living within 10 minutes of this park.

Q: What barriers, if any, prevent you from visiting existing parks in the Town of The Blue Mountains at all or more frequently?

Total Respondents: 906

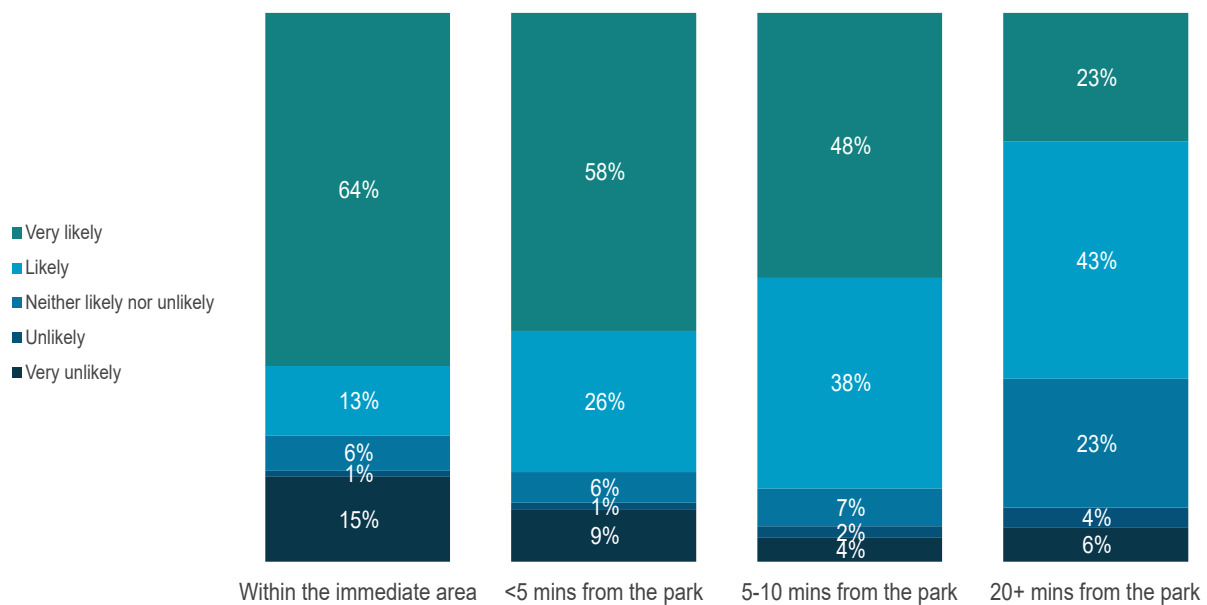
Column %	Within the immediate area	<5 mins from the park	5-10 mins from the park	20+ mins from the park
Accessibility	3%	4%	6%	9%
Proximity	29%	21%	20%	19%
Safety	3%	6%	4%	2%
Lack of activities	21%	22%	15%	15%
Lack of cleanliness	9%	9%	7%	6%
Lack of facilities/amenities	19%	25%	20%	15%
Lack of maintenance	8%	9%	7%	6%
Lack of parking	23%	30%	32%	23%
Lack of shelter	6%	7%	7%	5%
Lack of transportation options	3%	3%	4%	2%
Other	10%	13%	12%	14%
None of the above - Nothing deters my visiting	35%	29%	34%	47%

3.1.5 Likelihood of visiting Craigleith Community Park

Perhaps not surprisingly for a community park, those living within the immediate area are most likely to visit it once complete - 64% are **very likely** to visit compared to 55% overall, 48% of those living 5-10 minutes away and 23% of those living more than 20 minutes away. The 16% of nearby residents who indicated that they are **unlikely** or **very unlikely** to visit the new park is notable but possibly due in part to the concerns about overcrowding, traffic congestion and noise levels mentioned earlier.

Q: How likely are you and/or your family members to visit Craigleith Park once completed?

Total Respondents: 902

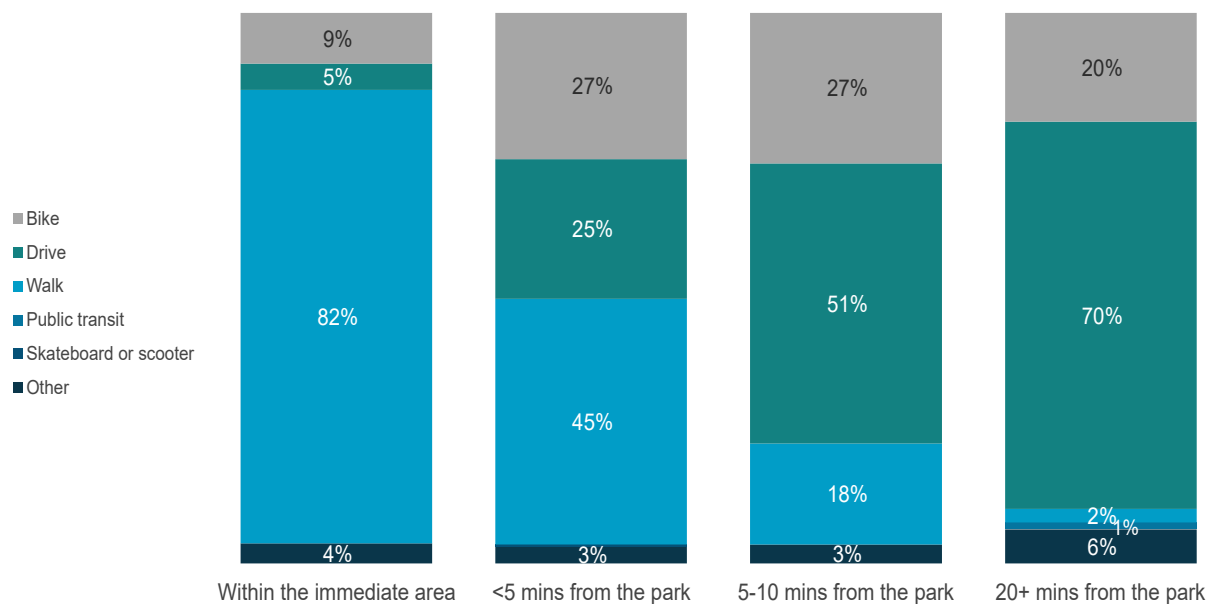


3.1.6 Travelling to Craigleith Community Park

Clearly, park visitors living further away from Craigleith Community Park will be more dependent on their vehicles - 70% of those 20+ minutes from the park will most likely drive which compares to 28% of respondents overall; highlighting the need for adequate parking.

Q: How would you or your family most likely travel to the planned Craigleith Community Park?

Total Respondents: 906



3.2 Appendix - Results by Frequency of visiting community parks in the Town of The Blue Mountains

3.2.1 Importance of general enhancements in the park

An interesting finding is that the most regular visitors to parks in the Town of The Blue Mountains (visiting at least weekly) are seemingly less concerned about general enhancements to Craigleith Community Park such as lighting, interpretive signage and recognition of truth and reconciliation than those visiting these parks less often. It could be that regular park goers visit a park for a specific purpose or activity and being more familiar with the park(s) pay less attention to these “softer” elements over time. Conversely, for those less familiar with the park(s), these elements are more interesting and important enhancements.

Not surprisingly, those who do not visit existing parks in the Town are significantly less concerned about making general enhancements in the new park.

Q: The development of the Craigleith Community Park will include several general enhancements. Please rate each of the following on how important they are to you to have in the park.

Total Respondents: 907-932

Top 2 Box scores: Important & Very Important

Column %	At least weekly	At least monthly	Less often	Do not visit parks
Naturalized plantings/ shade trees	95%	94%	95%	75%
Sheltered areas	47%	58%	48%	12%
Lighting	55%	58%	61%	35%
Drinking water fountain	38%	43%	41%	21%
Interpretive signage	20%	31%	33%	8%
Walking path	92%	93%	92%	74%
Public art / sculptures	17%	21%	17%	8%
Recognition of truth and reconciliation	27%	30%	31%	12%

3.2.2 Importance of recreational enhancements in the park

Regular visitors to the local parks rate a dog park, tennis courts and pickleball courts as more important recreational enhancements for Craigleith Community Park than less frequent visitors do.

Q: The development of the Craigleith Community Park will include several recreational enhancements. Please rate each of the following on how important they are to you to have in the park.

Total Respondents: 902-922

Top 2 Box scores: Important & Very Important

Column %	At least weekly	At least monthly	Less often	Do not visit parks
Dog park	42%	39%	32%	26%
Accessible playground equipment	56%	71%	55%	38%
Tennis courts	39%	35%	31%	25%
Pickleball courts	49%	44%	39%	21%
Splash pad	39%	47%	32%	23%
Seasonal ice-skating path/ rink	58%	57%	48%	26%
Toboggan hill	38%	45%	40%	15%
Amphitheatre/ performance space	29%	32%	29%	8%
Sand/ grass volleyball courts	25%	27%	24%	17%
Soccer fields	26%	29%	22%	17%
Basketball courts/ ball hockey surface	36%	38%	30%	25%
Skateboard/ bike park	23%	24%	21%	13%

3.2.3 Barriers to visiting parks in the Town of The Blue Mountains

Lack of facilities/ amenities and lack of parking appear to be bigger barriers for monthly park goers than they are for weekly visitors and those who visit the local parks less often.

Q: What barriers, if any, prevent you from visiting existing parks in the Town of The Blue Mountains at all or more frequently?

Total Respondents: 899

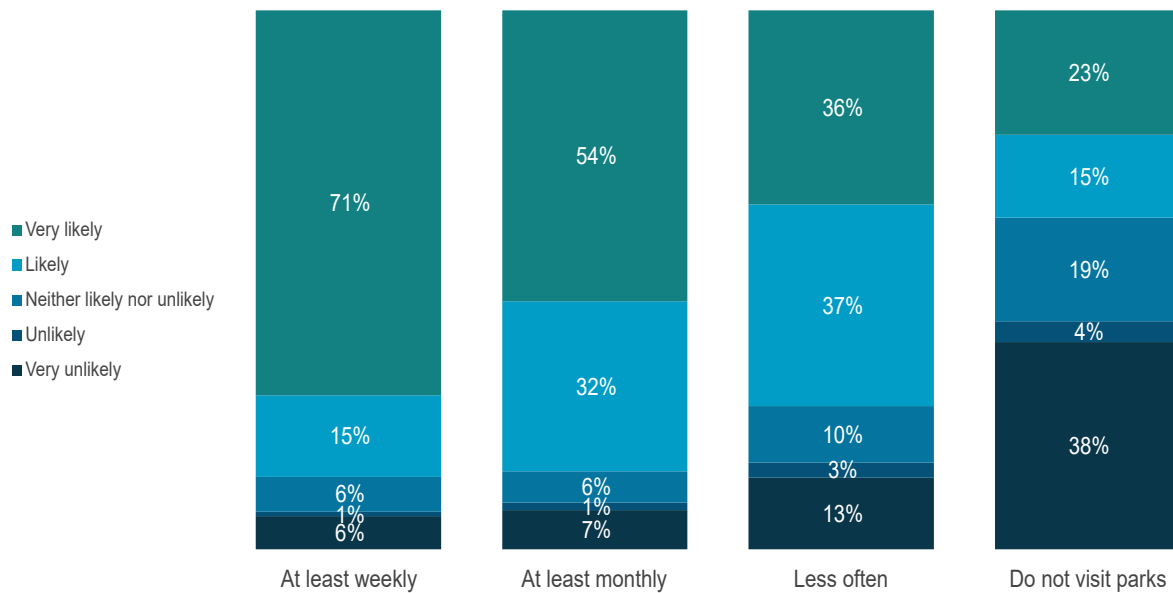
Column %	At least weekly	At least monthly	Less often	Do not visit parks
Accessibility	5%	5%	4%	4%
Proximity	23%	23%	25%	21%
Safety	4%	3%	4%	4%
Lack of activities	23%	19%	15%	8%
Lack of cleanliness	8%	8%	8%	17%
Lack of facilities/amenities	21%	24%	19%	6%
Lack of maintenance	9%	6%	7%	13%
Lack of parking	26%	34%	25%	17%
Lack of shelter	7%	7%	6%	4%
Lack of transportation options	4%	2%	4%	0%
Other	13%	10%	11%	15%
None of the above - Nothing deters my visiting	36%	30%	33%	46%

3.2.4 Likelihood of visiting Craigleith Community Park

A very encouraging finding illustrated in this chart is that 86% of those who visit local parks both at least weekly and at least monthly are either *very likely* or *likely* to visit Craigleith Community Park once it is complete – this compares to 80% overall.

Q: How likely are you and/or your family members to visit Craigleith Park once completed?

Total Respondents: 896



3.3 Appendix - Results by Frequency of visiting community parks in neighbouring municipalities

3.3.1 Importance of general enhancements in the park

Similar to the finding reported for regular visitors to the Town's parks, regular visitors to parks in neighbouring municipalities are seemingly less concerned about general enhancements such as lighting, interpretive signage and recognition of truth and reconciliation than those visiting these parks less often.

Q: The development of the Craigleith Community Park will include several general enhancements. Please rate each of the following on how important they are to you to have in the park.

Total Respondents: 893-919

Top 2 Box scores: Important & Very Important

Column %	At least weekly	At least monthly	Less often	Do not visit parks
Naturalized plantings/ shade trees	95%	95%	95%	71%
Sheltered areas	50%	53%	52%	12%
Lighting	54%	57%	61%	36%
Drinking water fountain	43%	39%	42%	18%
Interpretive signage	24%	26%	30%	6%
Walking path	91%	93%	93%	71%
Public art / sculptures	19%	19%	18%	4%
Recognition of truth and reconciliation	26%	31%	30%	8%

3.3.2 Importance of recreational enhancements in the park

Regular visitors to the parks in local municipalities rate a dog park and tennis courts as more important recreational enhancements to Craigleith Community Park than less frequent visitors to these parks do.

Q: The development of the Craigleith Community Park will include several recreational enhancements. Please rate each of the following on how important they are to you to have in the park.

Total Respondents: 888-908

Top 2 Box scores: Important & Very Important

Column %	At least weekly	At least monthly	Less often	Do not visit parks
Dog park	41%	37%	39%	20%
Accessible playground equipment	57%	63%	62%	33%
Tennis courts	39%	34%	35%	25%
Pickleball courts	46%	45%	44%	24%
Splash pad	40%	42%	38%	18%
Seasonal ice-skating path/ rink	58%	58%	51%	29%
Toboggan hill	40%	41%	41%	20%
Amphitheatre/ performance space	31%	31%	29%	8%
Sand/ grass volleyball courts	25%	28%	24%	16%
Soccer fields	26%	25%	26%	12%
Basketball courts/ ball hockey surface	37%	35%	35%	20%
Skateboard/ bike park	24%	24%	22%	12%

3.3.3 Barriers to visiting parks in the Town of The Blue Mountains

Lack of activities and lack of parking at local parks appear to be bigger barriers for weekly and monthly park goers.

Q: What barriers, if any, prevent you from visiting existing parks in the Town of The Blue Mountains at all or more frequently?

Total Respondents: 896

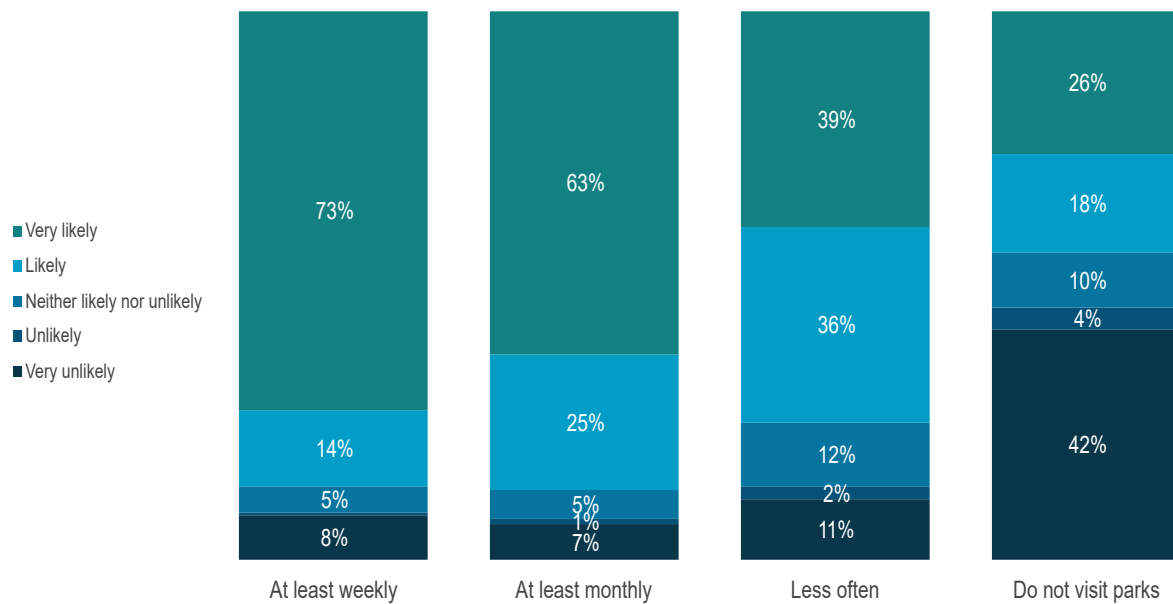
Column %	At least weekly	At least monthly	Less often	Do not visit parks
Accessibility	7%	6%	3%	2%
Proximity	25%	23%	23%	22%
Safety	4%	3%	4%	4%
Lack of activities	24%	21%	15%	8%
Lack of cleanliness	6%	9%	9%	16%
Lack of facilities/amenities	23%	22%	19%	4%
Lack of maintenance	8%	8%	8%	12%
Lack of parking	29%	31%	24%	16%
Lack of shelter	5%	8%	6%	4%
Lack of transportation options	3%	3%	4%	0%
Other	11%	13%	10%	14%
None of the above - Nothing deters my visiting	31%	32%	36%	50%

3.3.4 Likelihood of visiting Craigleith Community Park

Another positive finding is that 87% of those who visit parks in neighbouring municipalities at least weekly and 88% who visit at least monthly are either *very likely* or *likely* to visit Craigleith Community Park once it is complete – which compares to 80% overall.

Q: How likely are you and/or your family members to visit Craigleith Park once completed?

Total Respondents: 892



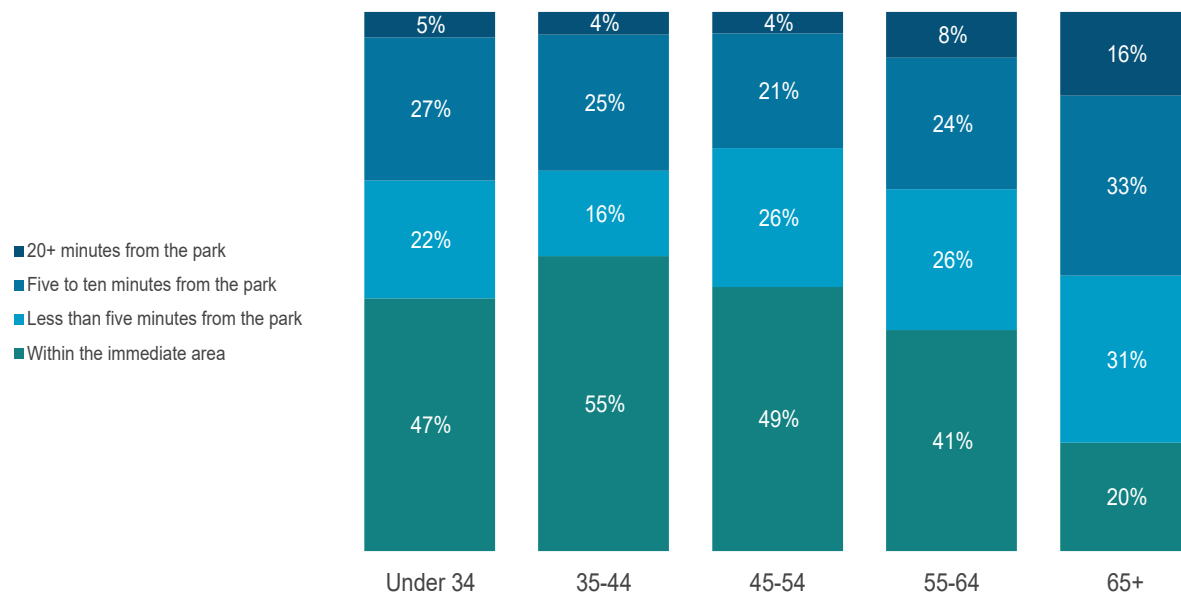
3.4 Appendix - Results by Age range

3.4.1 Proximity of home from the planned park area

Over half (55%) of those respondents aged 35-44 years live within the immediate area of the planned park, this compares to 39% of all respondents. This particular age cohort will likely have young children and/or young adults in their household, which will influence the general and recreational enhancements they regards as important as well as their likely use of the new park once it is complete.

Q: How far do you live from the planned park area?

Total Respondents: 903

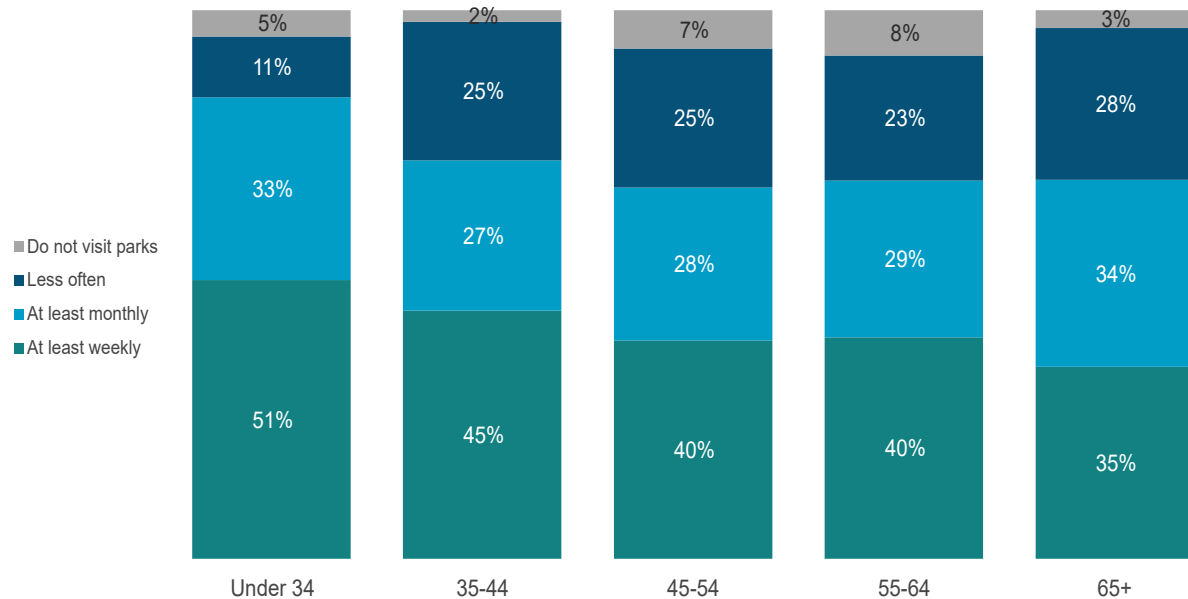


3.4.2 Frequency of visiting community parks

Q: How often do you visit community parks in...

Total Respondents: 896

The Town of the Blue Mountains



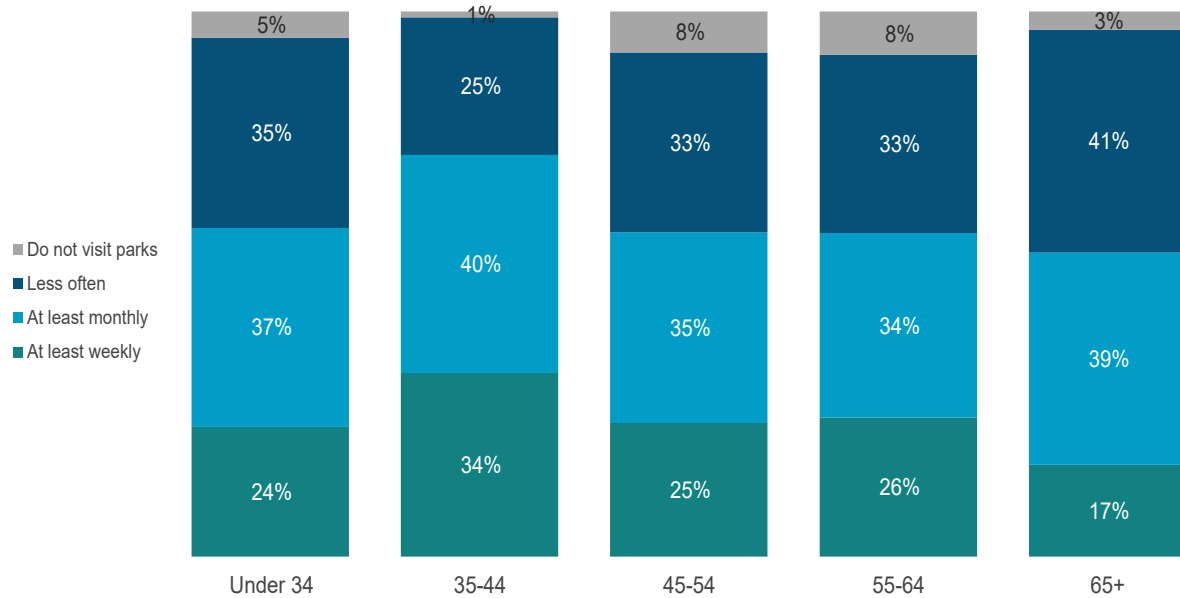
Those aged under 34 years are heavier users (visiting at least weekly or monthly) of the existing parks in the Town of The Blue Mountains than respondents overall – 84% vs. 71%.

Meanwhile, those aged 35-44 years visit parks in neighbouring municipalities notably more frequently than respondents overall – 74% vs. 60%, visiting at least weekly or monthly. Older age groups are more aligned with the overall results from frequent visitors.

Q: How often do you visit community parks in...

Total Respondents: 884

Neighbouring municipalities



3.4.3 Importance of general enhancements in the park

Sheltered areas and a drinking water fountain are more important to those aged 35-44 (likely parents of children and young adults) and those aged greater than 65 years (possibly concerned about themselves and/or grandchildren), than respondents overall. Lighting is more important as an enhancement in the new park to those aged 35-54 years, than it is overall.

The importance of having interpretive signage in the new park increases with respondent age - 15% of those under 34 years rated it as *very important* or *important* compared to 39% of those aged 65 or greater. A similar trend is evident for walking paths - 75% compared to 93% for the same aged cohorts.

Q: The development of the Craigleith Community Park will include several general enhancements. Please rate each of the following on how important they are to you to have in the park.

Total Respondents: 873-899

Top 2 Box scores: Important & Very Important

Column %	Under 34	35-44	45-54	55-64	65+
Naturalized plantings/ shade trees	84%	92%	93%	94%	96%
Sheltered areas	48%	55%	45%	43%	57%
Lighting	52%	62%	62%	54%	56%
Drinking water fountain	40%	45%	40%	31%	45%
Interpretive signage	15%	20%	21%	22%	39%
Walking path	75%	88%	93%	91%	93%
Public art / sculptures	9%	20%	19%	16%	22%
Recognition of truth and reconciliation	32%	26%	28%	28%	28%

3.4.4 Importance of recreational enhancements in the park

Accessible playground equipment, a toboggan hill, soccer fields and a skateboard/ bike park are more important to those aged 44 years and under.

The splash pad is particularly appealing to those aged 35-44 years, 49% rating it as **very important** or **important** compared to 39% of all respondents. An amphitheatre/ performance space is a more important recreational enhancement to those 65 years or greater - 41% compared to 28% overall.

Basketball courts/ ball hockey surface is considered very important or important by 48% of those aged 45-54 years, compared to 34% overall.

Q: The development of the Craighleith Community Park will include several recreational enhancements. Please rate each of the following on how important they are to you to have in the park.

Total Respondents: 869-890

Top 2 Box scores: Important & Very Important

Column %	Under 34	35-44	45-54	55-64	65+
Dog park	47%	21%	38%	41%	38%
Accessible playground equipment	71%	66%	57%	54%	62%
Tennis courts	37%	40%	40%	31%	33%
Pickleball courts	21%	27%	48%	50%	44%
Splash pad	39%	49%	41%	34%	40%
Seasonal ice-skating path/ rink	56%	58%	60%	52%	51%
Toboggan hill	53%	53%	43%	28%	42%
Amphitheatre/ performance space	21%	23%	21%	31%	41%
Sand/ grass volleyball courts	29%	23%	34%	22%	22%
Soccer fields	35%	29%	27%	23%	23%
Basketball courts/ ball hockey surface	44%	43%	48%	28%	27%
Skateboard/ bike park	32%	36%	31%	17%	17%

3.4.5 Barriers to visiting parks in the Town of The Blue Mountains

Respondents aged 44 and younger are more inclined to report that proximity and a lack of activities are bigger deterrents to visiting local parks than respondents overall.

Q: What barriers, if any, prevent you from visiting existing parks in the Town of The Blue Mountains at all or more frequently?

Total Respondents: 903

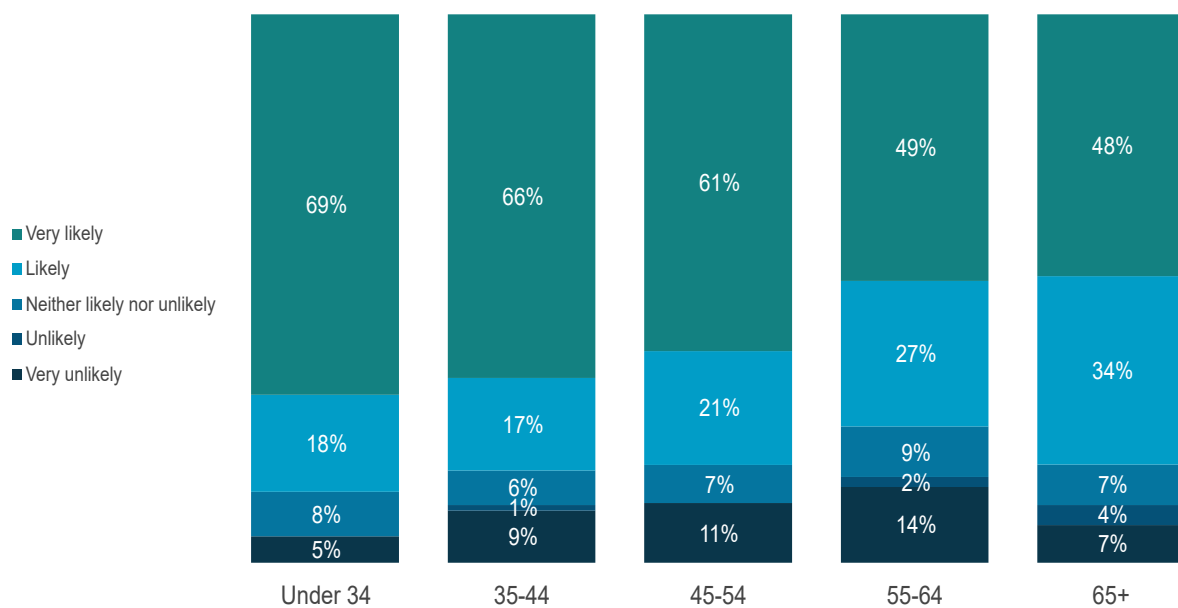
Column %	Under 34	35-44	45-54	55-64	65+
Accessibility	5%	9%	3%	2%	5%
Proximity	33%	34%	22%	22%	21%
Safety	3%	3%	2%	4%	4%
Lack of activities	30%	31%	27%	12%	11%
Lack of cleanliness	8%	9%	10%	8%	7%
Lack of facilities/amenities	17%	24%	24%	19%	17%
Lack of maintenance	11%	8%	9%	7%	6%
Lack of parking	20%	28%	25%	28%	30%
Lack of shelter	5%	9%	7%	4%	6%
Lack of transportation options	8%	3%	3%	2%	3%
Other	9%	11%	14%	10%	12%
None of the above - Nothing deters my visiting	17%	22%	35%	41%	37%

3.4.6 Likelihood of visiting Craigleith Community Park

Those in the younger age groups are more inclined to say that they are *very likely* to visit Craigleith Community Park, compared to older respondents. This underlines the need to ensure the new park caters effectively to the general and recreational needs of children, young adults and their parents.

Q: How likely are you and/or your family members to visit Craigleith Park once completed?

Total Respondents: 899

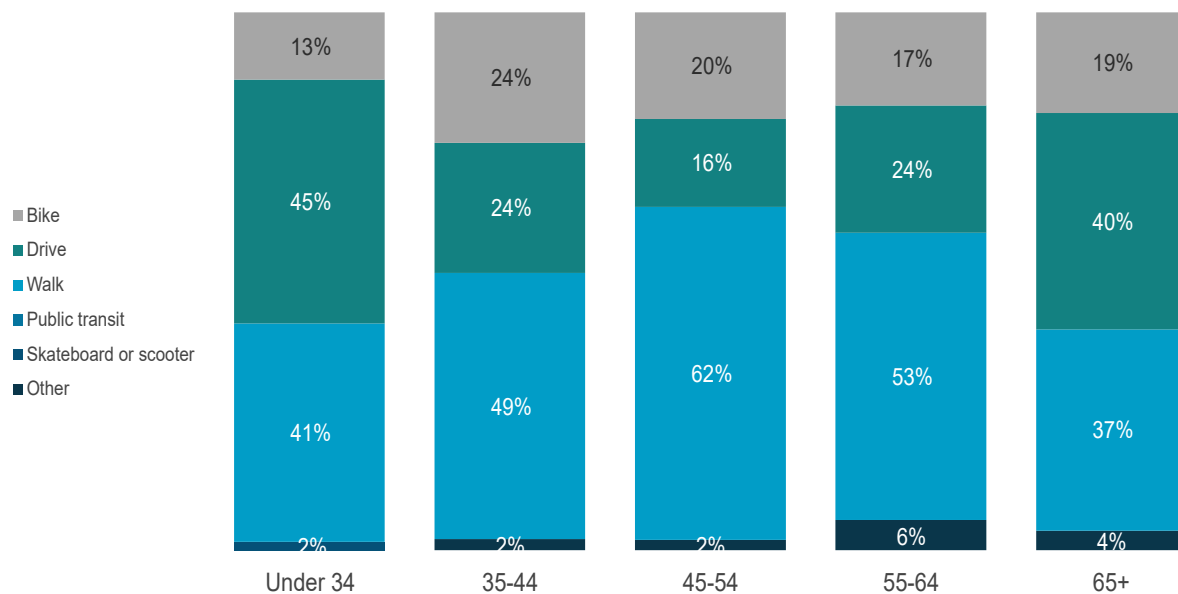


3.4.7 Travelling to Craigleith Community Park

The most likely modes of transportation to Craigleith Community Park exhibit age-related patterns. The likelihood of walking rises as respondent age increases up to 45-54 years (41% to 62%), then it declines as respondent age increases. Conversely, the likelihood of driving to the park declines up to age 45-54 years (45% to 16%) and then rises as respondent age increases.

Q: How would you or your family most likely travel to the planned Craigleith Community Park?

Total Respondents: 903



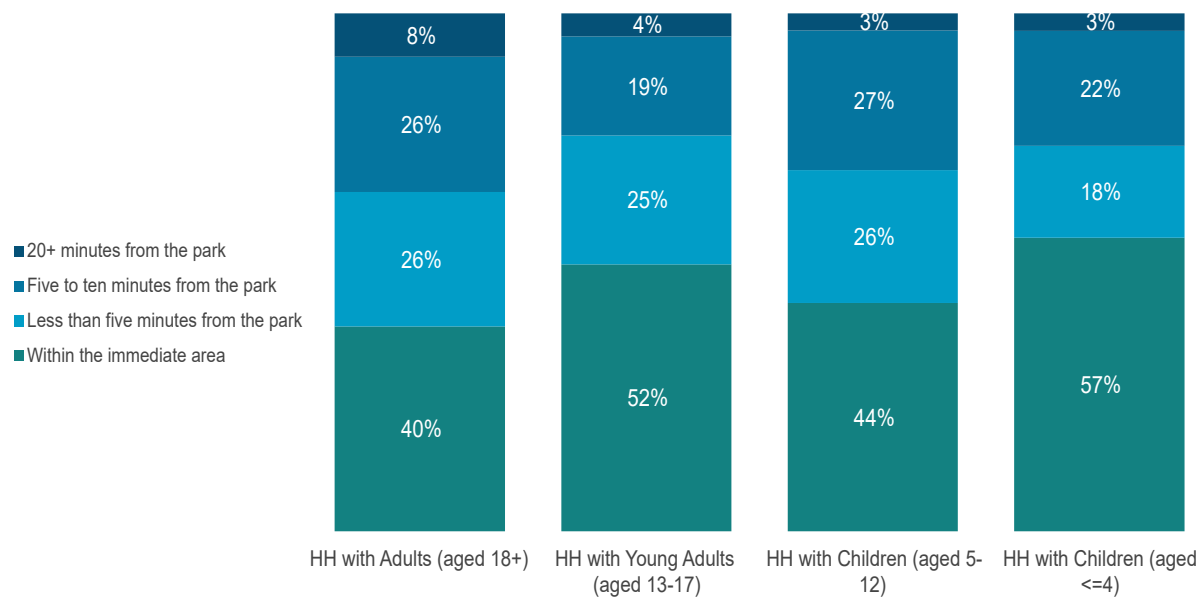
3.5 Appendix - Results by Household composition

3.5.1 Proximity of home from the planned park area

Over 70% of respondents living in households with young adults, children aged 5-12 and pre-school children live within the immediate area or less than 5 minutes from the park.

Q: How far do you live from the planned park area?

Total Respondents: 864



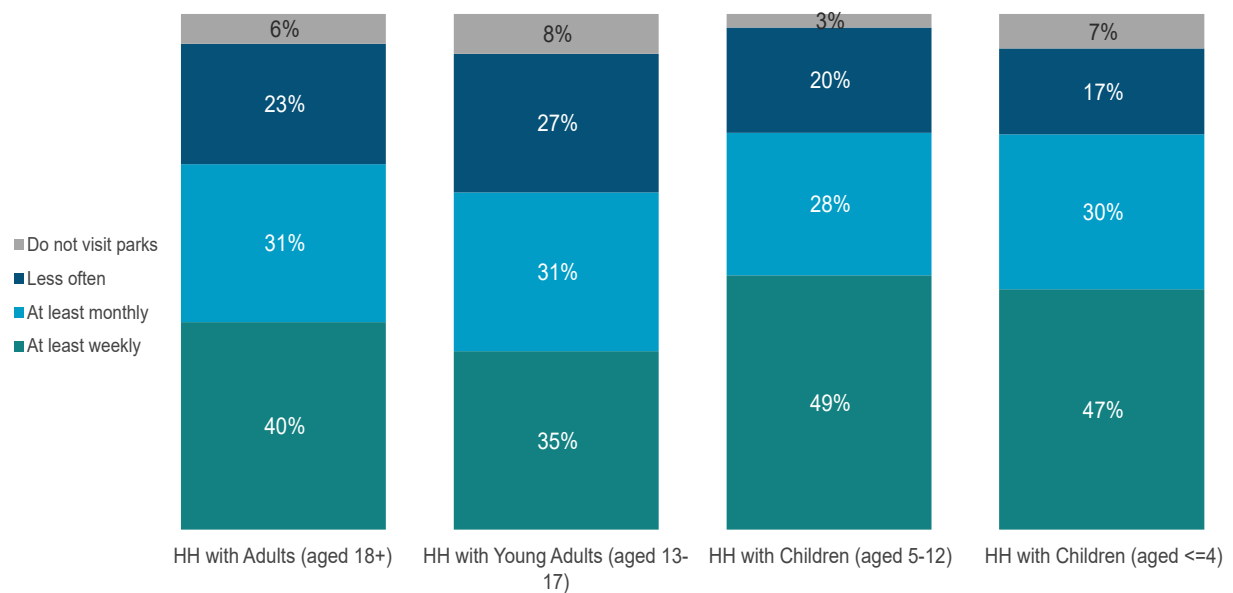
3.5.2 Frequency of visiting community parks

Not surprisingly, those with children aged 5-12 and pre-school children are heavier users (visiting at least weekly or monthly) of both the existing parks in the Town of The Blue Mountains and parks in the neighbouring municipalities.

Q: How often do you visit community parks in...

Total Respondents: 857

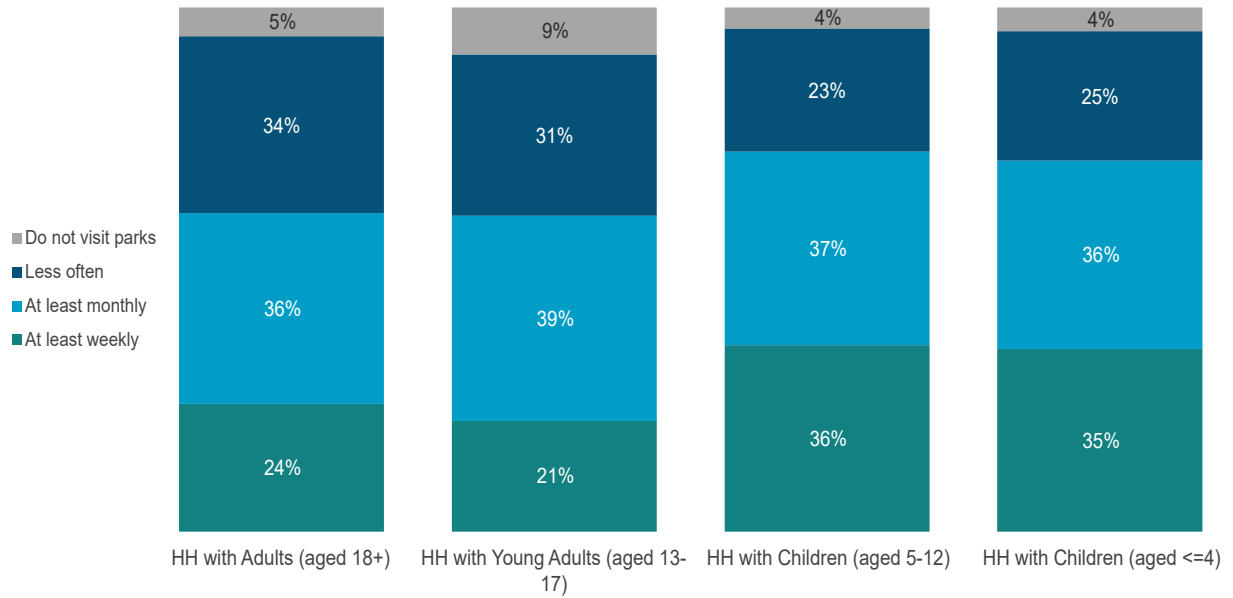
The Town of the Blue Mountains



Q: How often do you visit community parks in...

Total Respondents: 846

Neighbouring municipalities



3.5.3 Importance of general enhancements in the park

General enhancements like sheltered areas and lighting are more important to those respondents with children under 12 years, while a drinking water fountain more important for those with children aged 5-12 years.

Q: The development of the Craigleith Community Park will include several general enhancements. Please rate each of the following on how important they are to you to have in the park.

Total Respondents: 913-939

Top 2 Box scores: Important & Very Important

Column %	HH with Adults (aged 18+)	HH with Young Adults (aged 18-49)	HH with Children (aged 5-12)	HH with Children (aged <=4)
Naturalized plantings/ shade trees	94%	94%	90%	92%
Sheltered areas	49%	45%	58%	56%
Lighting	57%	59%	68%	62%
Drinking water fountain	39%	41%	52%	39%
Interpretive signage	25%	21%	25%	21%
Walking path	91%	94%	90%	86%
Public art / sculptures	17%	18%	17%	14%
Recognition of truth and reconciliation	28%	25%	29%	28%

3.5.4 Importance of recreational enhancements in the park

A dog park is notably less of a priority for those respondents with pre-school children in their household – 23% rating it as *very important* or *important*.

An accessible playground equipment, a splash pad, a toboggan hill and a seasonal ice-skating path/ rink are the most important recreation enhancements according to respondents living in households with children under 12 years.

For those living in households with young adults, a seasonal ice-skating path/ rink and basketball courts/ ball hockey surface top the list in terms of importance.

Q: The development of the Craigleith Community Park will include several recreational enhancements. Please rate each of the following on how important they are to you to have in the park.

Total Respondents: 908-929

Top 2 Box scores: Important & Very Important

Column %	HH with Adults (aged 18+)	HH with Young Adults (aged 13-17)	HH with Children (aged 5-12)	HH with Children (aged ≤4)
Dog park	39%	36%	31%	23%
Accessible playground equipment	60%	52%	73%	76%
Tennis courts	35%	43%	40%	39%
Pickleball courts	44%	46%	39%	25%
Splash pad	40%	36%	65%	72%
Seasonal ice-skating path/ rink	55%	68%	69%	62%
Toboggan hill	40%	45%	60%	64%
Amphitheatre/ performance space	29%	24%	26%	30%
Sand/ grass volleyball courts	25%	39%	33%	23%
Soccer fields	26%	34%	42%	36%
Basketball courts/ ball hockey surface	35%	53%	52%	44%
Skateboard/ bike park	23%	34%	44%	28%

3.5.5 Barriers to visiting parks in the Town of The Blue Mountains

For those with children in their household (both 5-12 years and pre-school age), proximity, lack of activities, lack of facilities/ amenities and parking are the bigger deterrents to visiting local parks. However, the percentage of respondents indicating each is a deterrent varies between the two groups.

Q: What barriers, if any, prevent you from visiting existing parks in the Town of The Blue Mountains at all or more frequently?

Total Respondents: 906

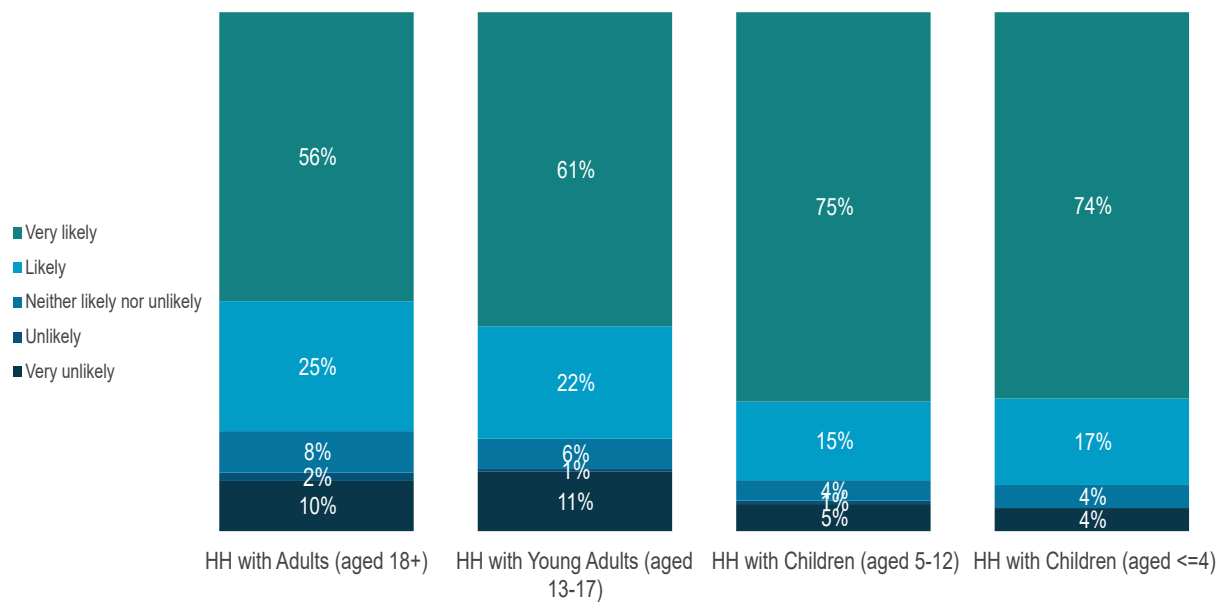
Column %	HH with Adults (aged 18+)	HH with Young Adults (aged 13-17)	HH with Children (aged 5-12)	HH with Children (aged <=4)
Accessibility	4%	4%	9%	7%
Proximity	24%	24%	33%	42%
Safety	4%	1%	5%	7%
Lack of activities	19%	26%	42%	29%
Lack of cleanliness	8%	10%	5%	7%
Lack of facilities/amenities	21%	25%	32%	27%
Lack of maintenance	7%	8%	6%	4%
Lack of parking	27%	28%	28%	31%
Lack of shelter	6%	6%	12%	8%
Lack of transportation options	3%	5%	4%	4%
Other	12%	16%	10%	11%
None of the above - Nothing deters my visiting	34%	34%	19%	19%

3.5.6 Likelihood of visiting Craigleith Community Park

Those with children in the younger age groups are more inclined to say that they are **very likely** to visit Craigleith Community Park, compared to respondents with young adults in their household. This underlines the need to ensure the new park caters effectively to the general and recreational needs of younger children and their parents, in particular.

Q: How likely are you and/or your family members to visit Craigleith Park once completed?

Total Respondents: 862



3.5.7 Travelling to Craigleith Community Park

Q: How would you or your family most likely travel to the planned Craigleith Community Park?

Total Respondents: 864

