



# Staff Report

## Administration – Fire Department

---

**Report To:** COW- Admin, Corp and Finance, SI, Comm. Services  
**Meeting Date:** April 13, 2026  
**Report Number:** ADM.26.021  
**Title:** 2025 Annual Fire Department Report  
**Prepared by:** Stephen Conn, Fire Chief

---

### A. Recommendations

---

THAT Council receive Staff Report ADM.26.021, entitled “2025 Annual Fire Department Report” for information;

### B. Overview

---

This report presents the Town of The Blue Mountains Fire Department 2025 Annual Report.

### C. Background

---

The Fire Chief provides regular update reporting of Fire Service activities to Council. As per Section 7.3(k) of the Fire Dept. Establishing and Regulating By-Law 2020-10.

### D. Analysis

---

The 2025 Blue Mountains Fire Department Annual Report is attached. The report contains statistics and an analysis of key fire service performance indicators. Highlights include:

- An increase of 19% emergency calls for service, and a total fire loss of \$1,166,500 between nine (9) fire events.
- Chief Fire Prevention Officer position was realigned to Division Chief to reflect day-to-day responsibilities. The Town welcomed Division Chief Allan Schriver in Q2 of 2025.
- Grant funding application from the province for cancer prevention seen the purchase and installation of a bunker gear extractor and dryer at Fire Hall 1 Thornbury.
- Fire prevention staff continue to work with building owners to ensure fire prevention compliance is achieved with inspection orders. Prevention staff also seeing success with our alarm for life program by visiting residential homes. By scheduling a visit to audit smoke and carbon monoxide alarms ensuring compliance with fire code while ensuring our residents are safe.
- Paid Per Call firefighters PPC’s recruitment for 2025 was successful with six (6) firefighters to help bolster the number at both fire hall locations. Seven (7) firefighters resigned from the department for work relocation or personal reasons.

- The replacement aerial apparatus was delivered in Q2 equipped and in service by Q3.
- Training continues to meet the legislated certification requirements for 2026.
- The Emergency Management program requirements for 2025 has submitted compliance documents through Emergency Management Ontario, as required by the Emergency Management and Civil Protection Act. The annual exercise with Blue Mountain Resort Blue Mountain Village Assoc. OPP and Grey County EMS saw Town Staff work together to mitigate the exercise with lessons learned.
- The Town has seen significant weather events, ice storms in March and heavy rainfall causing localized flooding in June.

## **E. Strategic Priorities**

---

### **1. Communication and Engagement**

We will enhance communications and engagement between Town Staff, Town residents and stakeholders.

### **2. Community**

We will protect and enhance the community feel and the character of the Town, while ensuring the responsible use of resources and restoration of nature.

### **3. Quality of Life**

We will foster a high quality of life for full-time and part-time residents of all ages and stages, while welcoming visitors.

## **F. Environmental Impacts**

---

The Blue Mountains Fire Department implements best practices to ensure limiting environmental impacts as much as possible.

## **G. Financial Impacts**

---

None at this time.

## **H. In Consultation With**

---

Fire Department Staff, All Divisions

Adam Smith, CAO

## **I. Public Engagement**

---

The topic of this Staff Report has not been the subject of a Public Meeting and/or a Public Information Centre as neither a Public Meeting nor a Public Information Centre are required.

However, any comments regarding this report should be submitted to Stephen Conn, Fire Chief [firechief@thebluemountains.ca](mailto:firechief@thebluemountains.ca) .

## **J. Attached**

---

1. The Blue Mountains Fire Department 2025 Annual Report

Respectfully submitted,

Stephen Conn  
Fire Chief

Adam Smith  
Chief Administrative Officer

For more information, please contact:  
Stephen Conn, Fire Chief  
[firechief@thebluemountains.ca](mailto:firechief@thebluemountains.ca)  
519-599-3131 extension 103

**Report Approval Details**

Document Title:	ADM.26.021 2025 Annual Fire Department Report .docx
Attachments:	- Attachment-1-2025-Annual-Fire-Department-Report.pdf
Final Approval Date:	Mar 31, 2026

This report and all of its attachments were approved and signed as outlined below:

**Steve Conn - Mar 31, 2026 - 11:27 AM**

**Adam Smith - Mar 31, 2026 - 4:48 PM**



# The Blue Mountains Fire Department 2025 Annual Report

## **The Vision of The Town of The Blue Mountains Fire Department is:**

To provide the citizens of The Blue Mountains with pro-active, effective and efficient delivery of fire, rescue, public education, and fire prevention services through a unified, forward-thinking organization with good morale and with the highest standards of safety, fairness, and professionalism for personnel.



# Contents

---

- Highlights .....3
- Response Type Comparison Chart .....5
- Dollar Loss Comparison Chart.....5
- Response Volume Comparison Chart .....7
- Call Volume by Day .....8
- Call Volume by Time .....9
- Call Volume by Month .....10
- Cost Recovery/Revenue Received .....11
- Fire Prevention.....12
  - 2025 Inspections .....12
  - Fire Safety Plans .....13
  - Fire Code Enforcement .....13
  - Inspection Orders – Issued .....14
  - Public Education and Community Engagement .....15
  - Prevention Highlights.....16
- Training .....17
  - Annual Summary and Highlights.....17
- Emergency Management.....19
  - 2025 Significant Events .....19

# Highlights

---

The Blue Mountains Fire Department emergency call volume, calls continue to increase each year. In 2025 there was an increase of 19% over 2024, and this percentage is lower by 11% from 2024.

- 332 calls for service in 2022
- 356 calls for service in 2023
- 463 calls for service in 2024
- 551 calls for service in 2025
- The total of fire loss for the Town was at total of \$1,66,500 between nine (9) fire events.

The Fire Department administration team welcomed Division Chief Allan Schriver in Q2 of 2025. The new role of Division Chief included key duties and responsibilities from the former Chief Fire Prevention Officer and includes other responsibilities to reflect the day-to-day activities of managing more fire department staff. The Town also increased our Fire Prevention Inspector / Suppression Firefighters by hiring two (2) in Q4 of 2025. The internal and external application process was completed and both candidates come from within our Paid Per Call firefighter crews. We would like to recognize the work being done by our PPC firefighters to take the educational courses to gain knowledge and the required certifications to become top candidates through our hiring process.

Staffing for our Paid Per Call (PPC) firefighters saw two (2) firefighters leave for full time firefighter jobs, two (2) Firefighters leave for relocating work two (2) firefighters leave for work /life balance and one (1) for other reasons. Our 2025 recruit class seen six (6) join in Q2. In Q4 of 2025 we recruited 12 candidates to increase our PPC roster, as of Q1 of 2026 this class has now 8 candidates.

As follow up to last years annual report on the three-year provincial funding grant, the installation of the bunker gear extractor and dryer was installed at Fire Station 1 Thornbury. In Q 4 of 2025 an application was submitted for year two of the Provincial grant. The Town has been successful with the grant application and will be purchasing a face fit testing machine to ensure proper facepiece seal for Self Contained Breathing Apparatus. In the past we used a third party or borrowed an old unit shared by the Grey County Fire Chief Association that was given to them by Grey County EMS as it was old and at end of life. Along with the grant the fire department will also be purchasing and providing to each firefighter a new particulate blocking hood. The ones we used in the past did not offer the firefighter protection against blocking carcinogenic particles. The new hoods will block 98% of particles as small as 0.1 to 1.0 microns. These additional measures will be proactive steps in helping reduce firefighter cancer rates in the future.

In Q2 going into Q3 of 2025 the replacement 109' foot aerial truck was delivered. The truck was equipped and firefighters started training time on orientation and training with the new truck. The old truck 75' foot aerial truck was relocated to the Thornbury Station as a reserve truck and

serves Thornbury response area with an aerial device. In Q3 of 2026 we anticipate the delivery of a replacement of a rescue pumper truck that is replacing a 2006 rescue pumper truck.

Fire Prevention inspections for commercial occupancies continue including reviews of Fire Safety Plans submissions or revisions. The migrant worker bunkhouses annual inspections are ongoing. Short Term Accommodation (STA) inspections for license renewals continue. Staff continue to visit private dwellings through Public Education initiatives and referrals from Home Hardware customer service desk. All dwellings were left compliant with Fire Code requirements to ensure that smoke and carbon monoxide devices are within date and are in the appropriate location within the dwelling to reduce non-emergency activation and callouts. Public Education opportunities increased and the department participated in more Community Events in 2025.

Training for all staff continues diligently as we move closer to our legislated certification requirements in 2026. We continue to train all staff on a weekly basis. We had opportunities throughout the year to send staff on external training opportunities as well as provide enhanced in-house training. 2025 was a great year and we will be building on those successes in 2026 and beyond. The Ontario Fire College is in the process of finalizing courses for technical rescue in 2026 with fire departments needing to meet those objectives by 2028.

On the evening of Saturday March 29<sup>th</sup> there was an ice storm that affected most of the province and parts of the municipality. Downed trees on roadways and power outages were reported in areas southeast of Ravenna and Swiss Meadows. A significant amount of power lines was down on Grey Road 119. These outages affected many residents and several wastewater stations. The MCEG had six (6) operational cycle meetings. A debrief meeting was held on April 9<sup>th</sup> with some take aways on how to manage future emergencies.

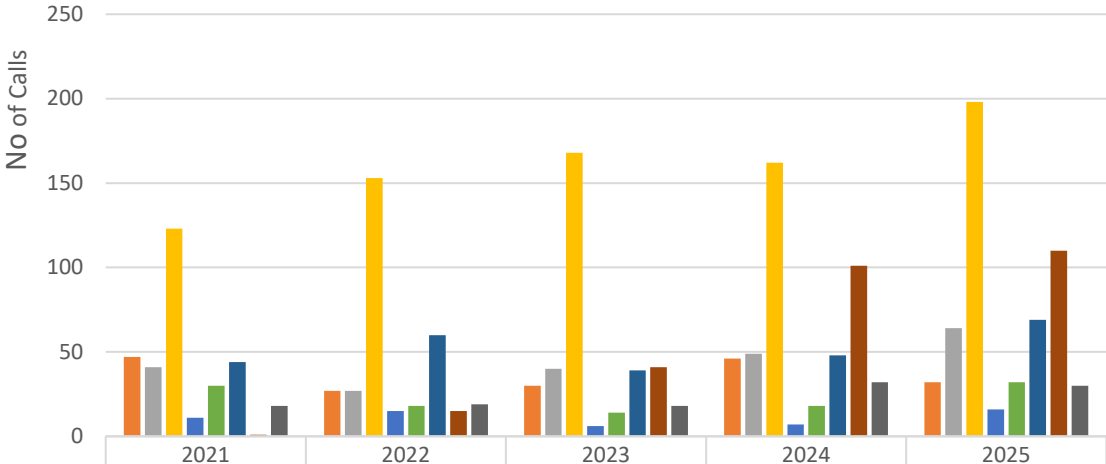
The Emergency Management program undertook normal regulatory requirements for 2025. The town submitted the compliance for the fifteen (15) requirements of Regulation 380/04 (O Reg 380/04) and has not received confirmation of compliance. The Town Municipal Emergency Control Group participated in a joint emergency exercise with Blue Mountain Resort senior staff and included OPP EMS and communications stakeholders.

The balance of this report contains detailed statistics and program details for 2025.

# Response Type Comparison Chart

There was a decrease of fourteen (14) responses to all fires and decrease of two (2) responses to CO responses in 2025. All other categories including alarms all types, all gas leaks/spills, hazards/power lines/ruptures, rescues/vehicle/high angle/water, medical responses, and other there was an increase to calls. These represent the overall increase in call volume.

**2021 - 2025 Incident Type Summary**



Fire / Burning Responses	47	27	30	46	32
Other Fire Responses	41	27	40	49	64
Alarm Calls excl. CO	123	153	168	162	198
Gas Leaks / Spills	11	15	6	7	16
Hazards / Power Lines / Ruptures	30	18	14	18	32
Rescues / Vehicle / High Angle / Water	44	60	39	48	69
Medical Responses	1	15	41	101	110
CO Responses	18	19	18	32	30

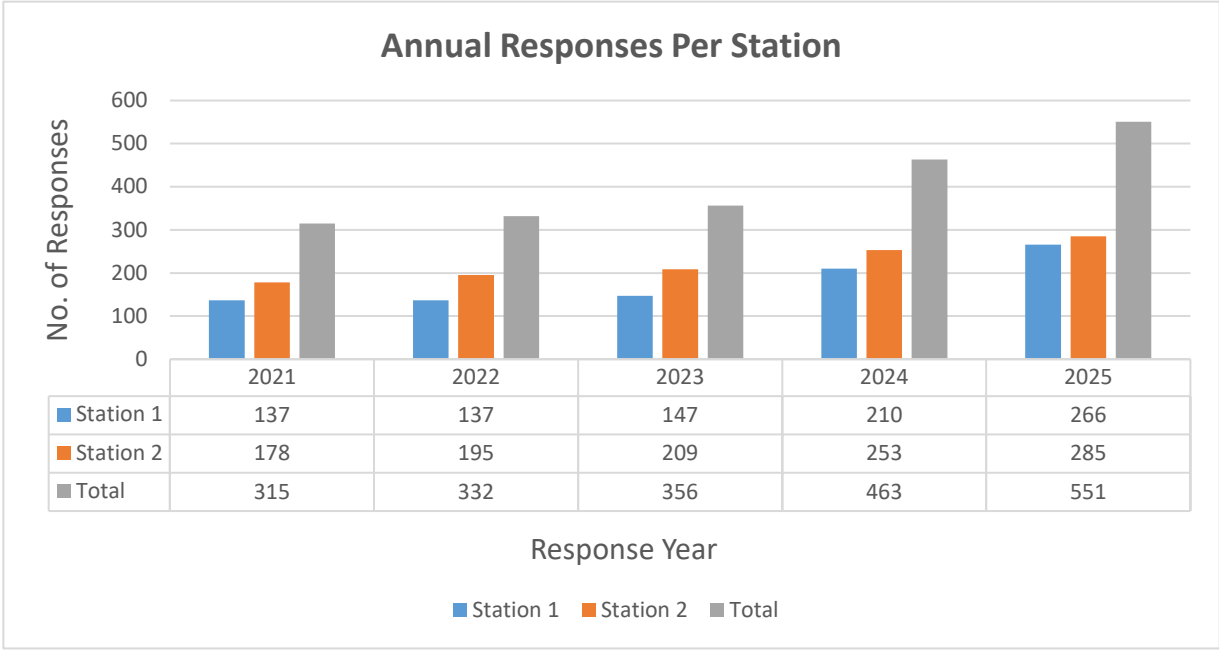
# Dollar Loss Comparison Chart

A total of \$1,166,500 in dollar loss was reported in 2025 with nine (9) fires and three (3) no loss outdoor fire events.

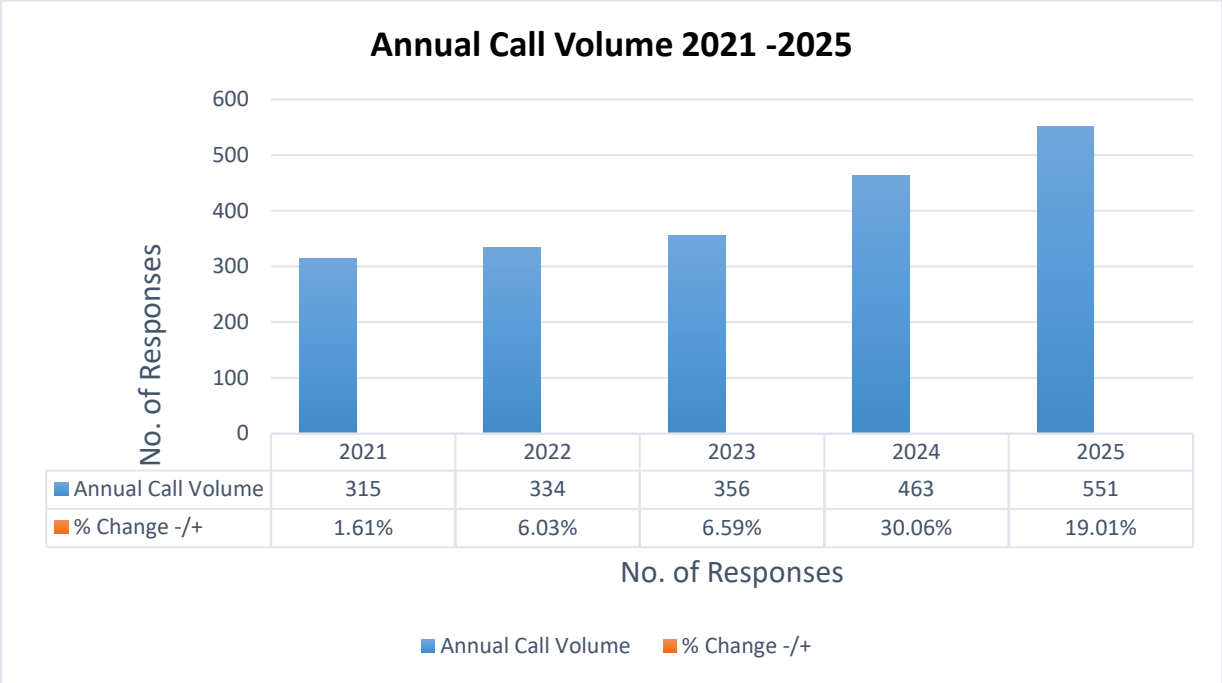
Structure Type	Loss Type	Location/Possible Source of Ignition	Dollar Loss
Commercial	Workshop	828190 Grey Road 40 / Undetermined	\$550,000
Agricultural	Equipment	627459 Grey Road 119 / Mechanical	\$120,000
	Equipment	595922 4 <sup>th</sup> Line / Mechanical Overheat	\$1,000
Commercial	Garage / Shop	416291 10 <sup>th</sup> Line / Accidental	\$400,000
	Camper Van Furnace	209403 Highway 26 / Mechanical Overheat	\$1,500
	Trailer	555495 6 <sup>th</sup> Line / Undetermined	\$12,500
Residential	Garage	316 Sunset Blvd / Lithium Ion Battery	\$60,000
	Vehicle	495363 Grey Road 2/ Mechanical Overheat	\$21,000
	Vehicle	Scenic Caves Road / Mechanical Overheat	\$500
No Loss Outdoor Fires	Various	3 Responses	\$0

# Response Volume Comparison Chart

The following chart demonstrates total annual responses. There was a 21% increase of calls in the station 1 coverage area and a 11% increase of calls in the station 2 coverage area. Station 2 responded to 6.6% more calls than Station 1 in 2025.



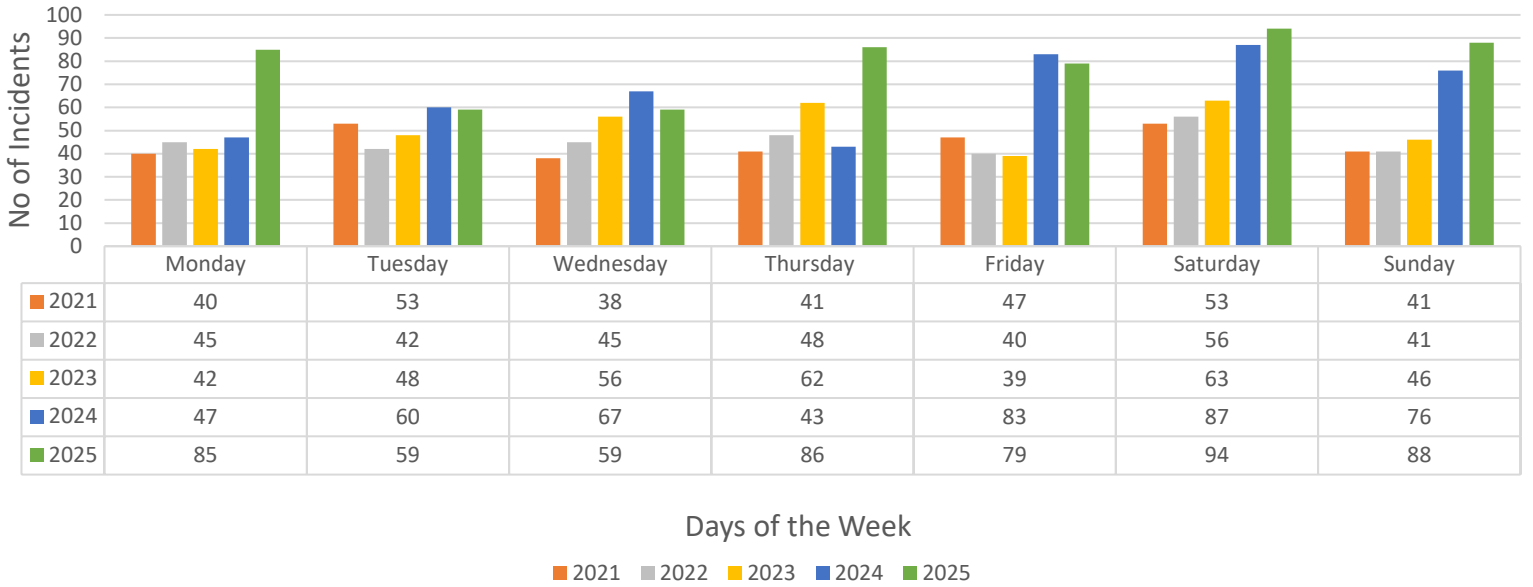
The following chart demonstrates annual call volume and percentage change for 2021 to 2025.



# Call Volume by Day

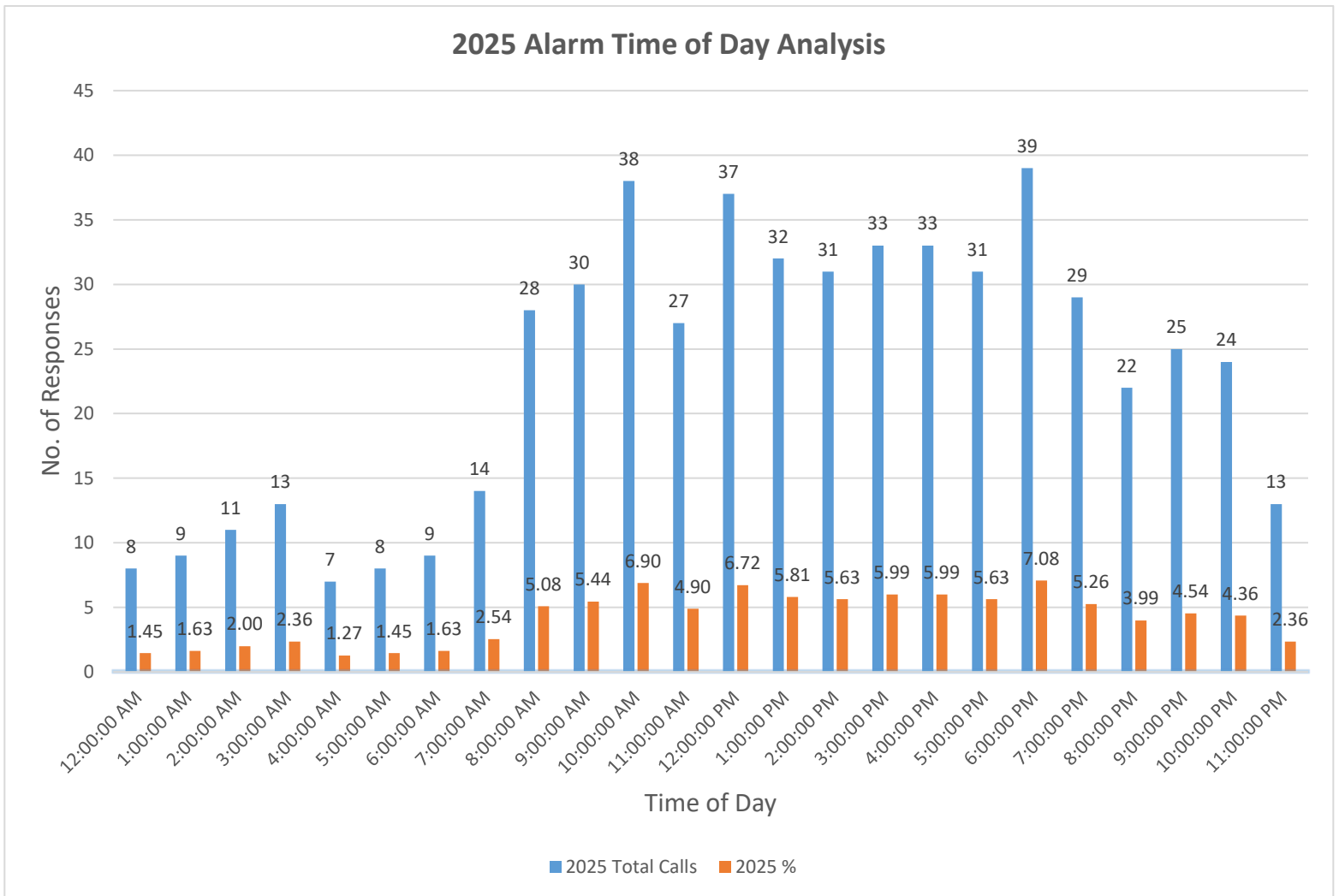
The following chart demonstrates a year-by-year comparison for calls by day of the week for 2021 to 2025.

Year Comparison - Calls by Day of the Week



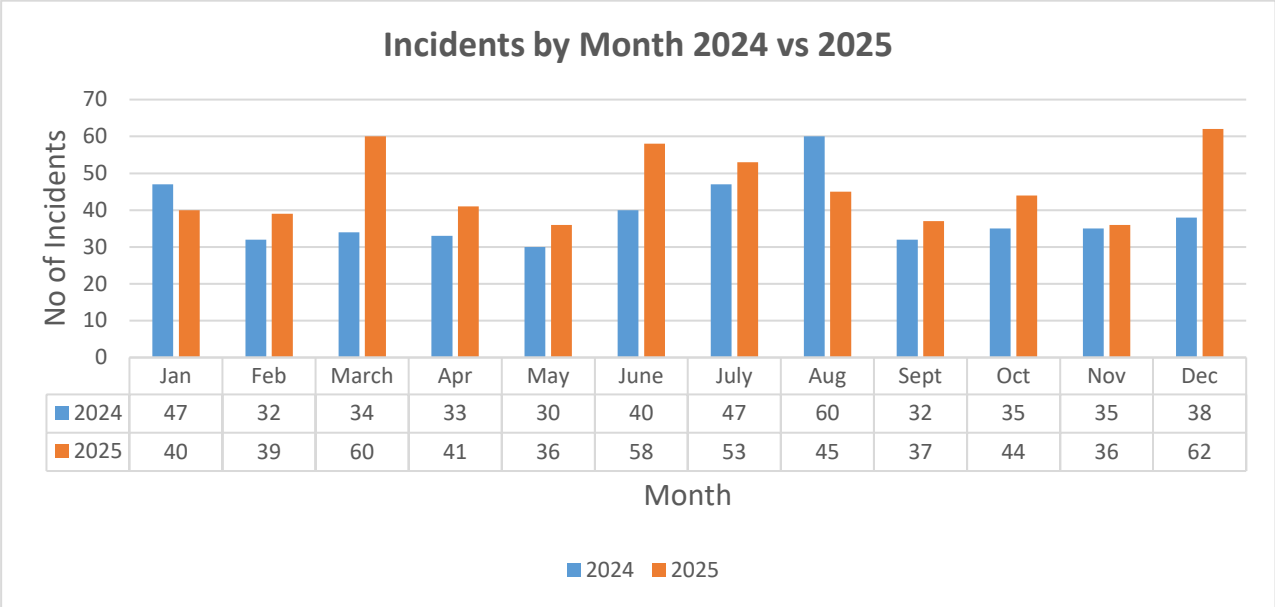
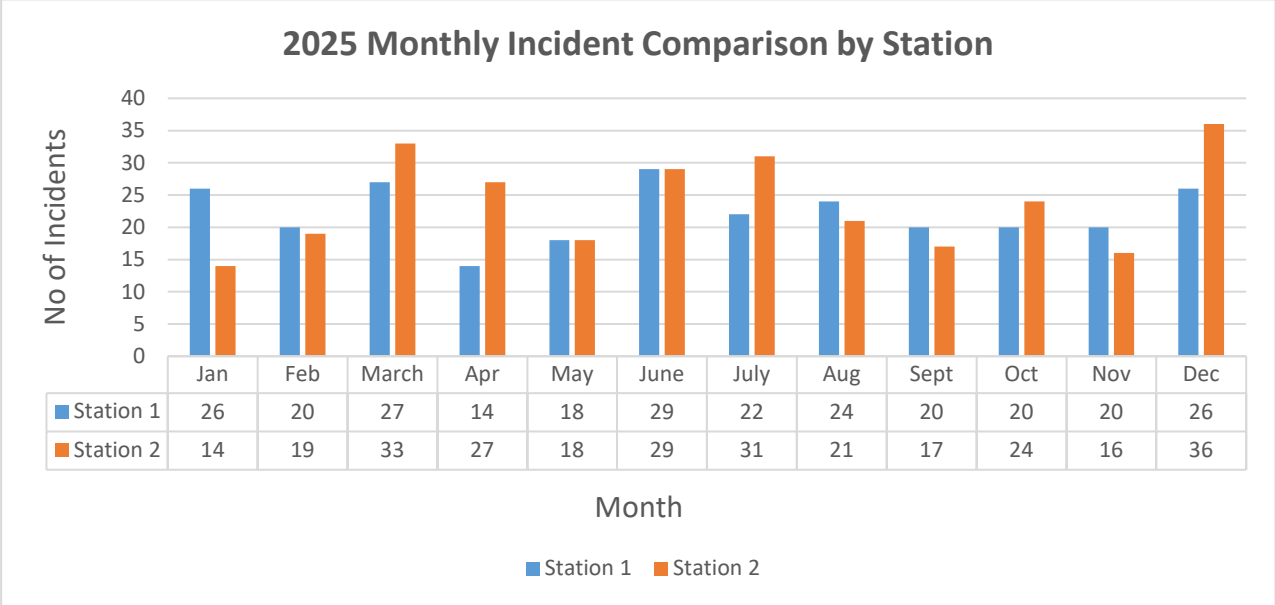
# Call Volume by Time

The following chart demonstrates calls by time of day.



# Call Volume by Month

The following charts demonstrates calls by month.



# Cost Recovery/Revenue Received

---

The following chart demonstrates cost recovery invoiced, and revenue received in 2025.

Type	Amount (\$)
STA Inspections	\$17,855.00
Specialized Rescue	\$3,133.50
MTO Recovery	\$11,595.01
Fire Marque	\$73,315.68
Other Miscellaneous (*Fireworks, Request for property search, Gov Deals etc.)	\$19,647.34
<b>Grand Total</b>	<b>\$125,546.50</b>

# Fire Prevention

---

TBM Fire Department conducted 1059 inspections in 2025. This includes 55 private dwellings where inspection and assistance with smoke / CO alarms were provided at the request of the owner through Public Education initiatives OR through our relationship at Home Hardware - Customer Service Desk. All 55 dwellings were left compliant with the Fire Code requirements.

121 Inspections were conducted because of Fire Saefty Plan submissions or revisions.

50 Migrant Worker Bunkhouses were inspected in 2025, accommodations for 545 migrant workers, all 50 were compliant following inspection or subsequent re-inspection.

51 Inspection Orders issued pursuant to Section 21 of the Fire Protection and Prevention Act. No Inspection Orders required legal enforcement action, compliance was achieved through positive reinforcement and education.

## 2025 Inspections

Inspection Type	Number Completed
Routine	48
Request	55
Complaint	16
Referral	15
Reinspection	91
Assist	405
File Search (FPO/DVC)	13
Fire Safety Plan New (FPO/DVC)	3
Fire Safety Plan Review/Revise	118
Public Education	18
Fire Investigation (FPO/DVC)	5
Fireworks / Pyro (FPO/DVC)	7
Special Occasion Permit (FPO/DVC)	43

<b>Inspection Type</b>	<b>Number Completed</b>
Other Special Inspection (FPO/DVC)	8
By-Law Assist	2
Administrative Review	0
Short Term Accommodations License	189
Other	23
<b>Total Inspections</b>	<b>1,059</b>

## Fire Safety Plans

<b>Plans Under Review</b>	<b>Buildings Inspected as Part of Review</b>	<b>Plans Approved</b>	<b>Plans Rejected</b>
8	121	121	2

## Fire Code Enforcement

<b>Part 1</b>	<b>Immediate Inspection Order (I/O) and less than 7 day follow up</b>	<b>Part 3 – Fire Code Violations -Summons</b>	<b>Action(s)</b>
0	7 (STA's)	0	Fire Code violations in STA's are referred to By Law for demerit enforcement.
0	5 Commercial / Assembly / Residential	0	I/O issued – follow up inspection(s) achieved compliance

New 2026 Fire Code and FPPA have provision to apply AMP's for more than 200 Fire Code violations. Currently under review to apply AMP's monetary penalties for some Fire Code violations.

## Inspection Orders – Issued

Occupancy Type	Orders Issued	Order Cleared	Extension Required	Cleared Within 60 Days	Open for More than 60 Days
Bunkhouse	0	0	0	0	0
Condominium Corporations	9	8	1	1	0
Boarding Rooming Lodging	0	0	0	0	0
Commercial	16	15	2	2	0
Industrial	4	4	0	0	0
Assembly	4	4	0	0	0
Residential	16	16	1	0	1
Care / Treatment / Detention	2	2	0	0	0
<b>Totals</b>	<b>51</b>	<b>49</b>	<b>4</b>	<b>3</b>	<b>1</b>

## Public Education and Community Engagement

TBM Fire Department participated in 10 Community Events where Public Education opportunities were realized, as well as the annual Fire Prevention Month Open House hosted at Station 1. Approximately 2800 residents and visitors were contacted and engaged with TBM Fire staff for Public Education activity, discussions, and displays.

<b>Focus Group</b>	<b>Topic</b>	<b>Number of Persons</b>
BMR Operations Staff	Extinguisher Training	18
NAOSH Week TBM Staff	Extinguisher Training	12
Memorial Ball Tournament	Public Education Event	100 +
Home Hardware Open House	Public Education Event	40
Clarksburg Kids Fest	Public Education Event	60
ASTEC	Extinguisher Training	30
Golden Town Apples	Extinguisher Training	30
Terry Fox Run (BVCS)	Public Education Event	450 +
Fire Prevention Month	Fire Prevention Open House	550
BVO Food Drive	Christmas	1000
Community – Clarksburg	Olde Time Christmas	250
Toy Drive	Christmas	200-300
	<b>Total Number of Persons (approximately)</b>	<b>2,790</b>

\* 11 Events attended by both stations, PPC's and Duty Crew.

## Smoke Alarm Program

Dwellings Inspected	Deficiencies Identified
55	<p>Yes Assisted/Corrected</p> <p>No outstanding deficiencies</p> <p>These are community requests for assistance to comply with OFC requirements OR to assist in finding problems with compliant systems.</p>
(Alarmed for Life Activity – No enforcement required)	

## Prevention Highlights

- Overall Fire Code compliance is very good.
- Less than 20% of inspections result in Inspection Order (I/O) issued.
- Less than 10% of I/O's issued require additional time for Fire Code compliance.
- Less than 4% of I/O's issued remain open / non-compliant over 60 days.
- Inspectors continue to work through additional commercial properties.
- STA inspections and FSP reviews are ongoing and frequent. Changes to TBM By-Law licensing system has resulted in repetitive work for FD Inspectors in office, working with By-Law and IT to minimize the impact.
- Two Inspectors remain off duty. Inspection scheduling has been pressured by the reduced staffing levels, increased in-house training delivery to TBM FD staff, and increased emergency response demands.

# Training

---

## Annual Summary and Highlights

2025 was a very full year of training for our team, as the first mandatory certification date of July 1<sup>st</sup>, 2026, is fast approaching, we focused our efforts on completion of those requirements, as well as ensuring we completed our annual departmental training.

In 2025, 69 firefighters attended courses either externally or internally through the Ontario Fire College. Several firefighters took multiple courses throughout the year in addition to our weekly training nights.

Our total training hours for 2025 surpassed 5,500 hours. This includes over 3,000 hours of Fire College course attendance and over 2,500 hours of our regularly scheduled Monday night training.

The Training Officer and our full-time firefighters initiated and facilitated a comprehensive driver operator program that enabled fourteen (14) of our PPC firefighters to complete signoffs for driving and operating our apparatus. Part of this training was to ensure that our full-time, and PPC firefighters had operator training for our new aerial.

We did not run a recruitment class in 2025, as we planned to run our own in-house Driver Training Program (as discussed in our 2024 report). Our team as well as the NFPA 1002 Apparatus equipped with a pump course, which the Ontario Fire College delivered through a learning contract.

The PPC firefighters had an average training attendance of over 80% in 2025, which is an amazing accomplishment; this is an average of 118 hours of Monday night training throughout the year per firefighter (about 10 hours per month, per firefighter).

Our average response attendance for the year is 48%, and our average call time is just over thirty-six minutes.

Our PPC firefighters responded to an average of 105 hours of responses. (this data includes firefighters that left in 2025)

Our full-time firefighters responded to an average of 96.5 hours of responses in 2025 in addition to their duties as full time Fire Inspectors.

This training is to ensure that our firefighters meet the legislated requirements. The courses attended were in the following areas:

<b>Course Identification</b>	<b>Estimated Hours to complete</b>	<b># of Firefighters trained</b>
NFPA 1001 Firefighter Level I	80	2
NFPA 1001 Firefighter Level II	80	3
NFPA 1072 Hazmat Awareness Level	4	1
NFPA 1072 Hazmat Operations Level	40	4
NFPA 1021 Fire Officer Level I	50	3
NFPA 1041 Fire Service Instructor Level I	52	3
Fire Code Division B Part 9 (online)	40	1
Fire Code Division B Part 4 (online)	40	1
Fire Code Division B Part 3 & 5 (online)	40	1
Fire Investigator (hybrid)	72	2
Fire Code Division B Part 2 & 6 (online)	40	2
Apparatus Equipped with a Fire Pump (hybrid)	80	14
Mobile Live Fire Training Unit (South)	8	12
Legislation (online)	6	4
Lithium-Ion Batteries: An Overview for Fire Professionals in Ontario	2	6
Assistant to the Fire Marshal: Know Your Authority	1.5	2
Courtroom Procedures (in-class)	24	1
Public Information Officer (online)	20	1
Fire and Life Safety Educator Level 1 (online)	20	1
Surface/Ice/Swift Water Rescue Awareness (online)	10	1
Quality Care Program	24	38

# Emergency Management

---

We have completed the Annual Community “Essential” Level Program. This consists of fifteen (15) elements to be completed and sent into Emergency Management Ontario. These items are to fulfill compliance with the Emergency Management and Civil Protection Act and its associated Regulation 380/04.

The following are the fifteen (15) elements which are required to be completed annually:

1. Community Emergency Management Coordinator designated
2. Community Emergency Management Coordinator training completed
3. Community Emergency Management Program Committee established
4. Emergency Management Program Bylaw current
5. Hazard identification and risk assessment current
6. Emergency Response Plan reviewed and submitted to Emergency Management Ontario
7. Emergency Response Plan Bylaw current
8. Designated Emergency Operations Center
9. Emergency Operations Center communications equipment
10. Critical Infrastructure Inventory current
11. Required annual training for Community Control Group
12. Required annual emergency management exercise for Community Control Group
13. Designated Emergency Information Officer available
14. Public Education / Awareness Program delivered to residents digitally
15. Review elements and submitted to Emergency Management Ontario

## 2025 Significant Events

- March 29<sup>th</sup> freezing rain event and grant funding received for some additional costs
- Review of Membership for the Community Emergency Management Group and Program Committee
- Community Emergency Management Group completed the Incident Management Systems 200 course
- Program Committee updated and reviewed Emergency Response Plan, including the Critical Infrastructure and HIRA for 2025, as per Emergency Management Ontario
- Annual training of Municipal Emergency Control Group and tabletop emergency exercise with the NGO’s Blue Mountain Resort, Paramedic Services and OPP
- Provided information to the public with 72-hour preparedness message digitally
- Provided information on the provincial roll out of the alert ready notification tests.
- Provided information to the public on the Winter Readiness Campaign 2025 and other weather-related safety messaging
- Provided information to the public for 211, EP Week 2025, and Fire Department messaging